


West Bengal State Warehousing Corporation



REVISED BUDGET ESTIMATES 2024-25
& BUDGET ESTIMATES FOR 2025-26

Head Office:11A, Mirza Ghalib Street, Block – B (4th Floor)
Kolkata – 700 087.

TABLE OF CONTENTS

1.	Key Performance Indicators	2-4
2.	Statement showing District-wise/Warehouse wise storage Capacity	5
3	Budget at Glance	6
4	Incomes	7
5	Expenditure at Head Office and Warehouses	8-9
7	Construction & Repair and maintenance of SWC and RIDF Godowns.	10-11(Annex-A,B,C,D)
8	List of SWC,RIDF,PEG, GFD and private hired Godowns	12-17
9	Notes on Budget	18-21(annex. 1- 9)

ANNUAL BUDGET
REVISED BUDGET ESTIMATES 2024-25
AND
BUDGET ESTIMATES 2025-26

The Annual Budget of West Bengal State Warehousing Corporation is required to be prepared and submitted to both the Shareholders viz. the Government of West Bengal and the Central Warehousing Corporation (A Government of India Undertaking) as per the provisions of the Warehousing Corporation Act, 1962.

KEY PERFORMANCE INDICATORS ARE GIVEN BELOW:

(Rs. in lakhs)

CAPITAL STRUCTURE	Actuals 2023-24	Budget Estimate 2024-25	Revised Estimate 2024-25	Budget Estimate 2025-26
Authorised Share Capital	800.00	800.00	800.00	800.00
Paid up Share Capital	761.40	761.40	761.40	761.40
SHARE CAPITAL CONTRIBUTION				
(a) C. W. C.	380.70	380.70	380.70	380.70
(b) State Government	380.70	380.70	380.70	380.70
TOTAL PAID-UP CAPITAL	761.40	761.40	761.40	761.40
PHYSICAL PERFORMANCE				
1. SWC Warehouses	25	25	25	25
Warehousing Capacity (inlacs MT.)	1.82	1.83	1.81	1.81
Utilisation (inlacs MT.)	1.27	1.46	1.36	1.50
Percentage Utilisation	70%	80%	75%	83%

2. RIDF				
No. of Warehouses	84	89	85	85
Warehousing Capacity (inlacs MT.)	5.47	5.66	5.54	5.54
Utilisation (inlacs MT.)	5.47	5.66	5.54	5.54
Percentage Utilisation	100%	100%	100%	100%

3. GFD	Actuals 2023-24	B.E. 2024-25	R.E. 2024-25	B.E. 2025-26
No. of Warehouses	4	4	4	4
Warehousing Capacity (inlacs MT.)	1.29	1.29	1.29	1.29
Utilisation (inlacs MT.)	1.29	1.29	1.29	1.29
Percentage Utilisation	100%	100%	100%	100%

4. RKVY				
No. of Warehouses	9	9	9	9
Warehousing Capacity (inlacs MT.)	0.33	0.33	0.33	0.33
Utilisation (inlacs MT.)	0.33	0.33	0.33	0.33
Percentage Utilisation	100%	100%	100%	100%

5. PEG				
No. of Warehouses	05	05	05	05
Warehousing Capacity (inlacs MT.)	0.35	0.35	0.35	0.35
Utilisation (inlacs MT.)	0.26	0.35	0.35	0.35
Percentage Utilisation	74%	100%	100%	100%

6. Private Hired Godown				
No. of Warehouses	24	24	21	25
Warehousing Capacity (inlacs MT.)	0.76	0.76	0.79	0.89
Utilisation (inlacs MT.)	0.76	0.76	0.79	0.89
Percentage Utilisation	100%	100%	100%	100%

- **CAPITAL STRUCTURE**

The authorized share capital of the Corporation is Rs. 800.00 Lakhs. The Paid-up share Capital of the Corporation is Rs. 761.40 Lakhs.

- **WAREHOUSING CAPACITY**

For the year 2024-25, the total storage capacity of SWC warehouses would be 1.81 lakh M.T. (approx.) and percentage of utilization has been projected as 75% i.e. 1.36 lakh M.T.(approx.) the total storage capacity for RIDF would be 5.54 lakh M.T. (approx.) for 85 nos. of Godowns and percentage of utilization has been projected as 100%. The total storage capacity for GFD would be 1.29 lakh M.T. (approx.) for 04 nos. of Godowns and percentage of utilization has been projected as 100%. The total storage capacity for RKVY would be 0.33 lakh M.T. (approx.) for 09 nos. of Godowns and percentage of utilization has been projected as 100%. The total storage capacity for PEG would be 0.35 lakh M.T. (approx.) for 05 nos. of Godown and percentage of utilization has been projected as 100%. The total storage capacity for Private Hired Godown would be 0.79 lakh M.T. (approx.) for 21 nos. of Godowns and percentage of utilization has been projected as 100%

- **Income**

For the year 2024-25 the income from the warehousing charges has been projected to Rs. 18,075.03 lakhs and other income from investments, weighbridge fee Supervision charges on H&T, agency fee etc has been projected to Rs. 1,930.00 lakhs. So total income of WBSWC is projected to Rs. 20,005.03 lakhs.

- **Expenditure**

For the year 2024-25 the total revenue expenditure at the Head office and all the Godown level has been projected to Rs. 9,695.71 lakhs.

- **PROFITABILITY**

In the Budget Estimates 2024-25 it was estimated that the profit would be Rs. 10,634.61 lakhs. But in the Revised Budget Estimate for 2024-25 it has been calculated to be a profit of Rs. 10,309.32 lakhs.

For the year 2025-26 the profit has been estimated to Rs. 8,740.95 lakhs.

**Statement showing District /Warehouse-wise storage capacity for revised estimate 2024-25
and Budget estimate 2025-26**

[Figures shown in M.T.]

Sl. No.	Name of the Warehouse	District	Total capacity for 2023-24	Total capacity for R.E. 2024-25	Total capacity for B.E. 2025-26	
[1]	[2]	[3]	[4]	[5]	[6]	[7]
1	C O N S T R U C T E D	Alipurduar	Alipurduar	5,000	5,000	5,000
2		Balurghat	Dakshin Dinajpur	4,950	4,950	4,950
3		Bankura	Bankura	5,800	5,800	5,800
4		Cossimbazar	Murshidabad	9,270	9,270	9,270
5		Dinhata	Coochbehar	4,550	4,550	4,550
6		Garbeta	Midnapur (W)	3,700	3,700	3,700
7		Hide Road	Kolkata	7,894	7,894	7,894
8		Jalpaiguri	Jalpaiguri	7,891	7,891	7,891
9		Kaliaganj	Uttar Dinajpur	8,250	8,250	8,250
10		Krishnanagar	Nadia	7,290	7,290	7,290
11		Malda	Malda	8,210	8,210	8,210
12		Memari-I	Burdwan	9,975	9,975	9,975
13		New Jalpaiguri	Jalpaiguri	12,500	12,500	12,500
14		Raiganj	Uttar Dinajpur	8,250	8,250	8,250
15		Ranaghat	Nadia	6,250	6,250	6,250
16		Siliguri	Darjeeling	13,816	13,816	13,816
17		Tarakeswar	Hoogly	9,636	9,636	9,636
		Sub-Total (A) :	1,33,232	1,33,232	1,33,232	
18	L O N G T E R M H	Beliaghata	Kolkata	7,007	7,007	7,007
19		Jessore Rd-I	Kolkata	5,235	5,235	5,235
20		Jessore Rd-II	North 24 Parganas	5,000	5,000	5,000
21		Memari-II	Burdwan	3,100	3,100	3,100
22		Paharpur	Kolkata	11,999	11,999	11,999
23		Sealdah	Kolkata	10,128	10,128	10,128
24		Taratala-I	Kolkata	5,300	4,166	4,166
25		Tollygung	Kolkata	1,016	1,016	1,016
		Sub-Total (B) :	48,785	47,651	47,651	
		Total (A+B)	1,82,017	1,80,883	1,80,883	
26	RKVY Godowns	Bankura, Dinhata, NJP, Ranaghat, Kaliaganj, Junglekhas, Garhbeta, Tarkeshwar, Balurghat	33,150	33,150	33,150	
27	RIDF Godowns	Different location	5,47,700	5,53,700	5,53,700	
28	Govt. Food Depot.(GFD)	Cossipore, Bagrakote Shalimar, Dabgram	1,29,775	1,29,775	1,29,775	
29	Private Hired	Different location	76,287	79,304	89,304	
30	PEG Godowns	Bagnan, Kharagpur, Guskara, Raghunathpur, Amtala	35,000	35,000	35,000	
		Sub-Total (C) :	8,21,912	8,30,929	8,40,929	
		Grand Total (A+B+C) :	10,03,929	10,11,812	10,21,812	

BUDGET AT A GLANCE

Sl. No.	PARTICULARS	(Rs. in Lakhs)			
		Actuals 2023-24	Budget Estimate 2024-25	Revised Estimate 2024-25	Budget Estimate 2025-26
(I)	<u>Share Capital</u>				
	Authorised Share Capital (At the year ended)	800.00	800.00	800.00	800.00
	Paid up Capital (At the year ended)	761.40	761.40	761.40	761.40
(II)	<u>Income</u>				
	Storage Income	15,620.80	17,150.47	18,075.03	15,561.13
	Other Income	1,775.33	1,950.00	1,930.00	2,106.60
	Total income (A)	17,396.13	19,100.47	20,005.03	17,667.73
	<u>Expenditure</u>				
	1 Establishment Cost	781.18	797.90	803.33	847.42
	2 Rent, Rates & Taxes	4,041.29	4,626.00	5,563.30	4,863.92
	3 Repairs & Maintenance	292.64	422.14	853.80	509.95
	4 Q.C. Expenses & 5 Dunnage	187.71	201.00	206.00	231.00
	6 Electricity Charges	149.96	180.00	160.00	180.00
	7 Security Services	1,232.26	1327.70	1264.99	1331.00
	8 Other operating expenses	593.38	831.12	734.28	853.49
	9 Depreciation	119.67	80.00	110.00	110.00
(III)	Total Expenditure (B)	7,398.10	8,465.86	9,695.71	8,926.78
	SURPLUS (A- B)	9,998.03	10,634.61	10,309.32	8,740.95


 Accounts Officer
 West Bengal State Warehousing Corporation
 11A, Mirza Chaitib Street, B-Block
 4th Floor, Kolkata-87

I N C O M E for the Revised Estimate 2024-25 and Budget Estimate 2025-26

Sl. No	Storage Income	Actuals	B.E.	R.E.	Budget Estimate	No. of Godown	Capacity
	Godown type	2023-24	2024-25	2024-25	2025-26		in MT
1	2	3	8	7	8	9	10
		(₹)	(₹)	(₹)	(₹)		
1	RIDF	1,08,12,05,822	1,27,34,89,800	1,33,76,87,437	1,04,12,86,800	85	5,53,700
2	SWC Owned	13,73,70,062	12,80,00,000	15,97,45,000	19,43,00,000	25	1,80,883
3	PVT hired	12,73,85,069	14,10,00,000	16,09,52,000	16,82,00,000	25	89,304
4	GFD	6,79,32,193	7,00,00,000	5,17,91,612	5,50,00,000	4	1,29,775
5	PEG	4,24,70,000	4,01,02,800	3,48,72,000	3,48,72,000	5	35,000
6	RKVY	10,57,16,568	6,24,54,600	6,24,54,600	6,24,54,600	9	33,150
A	Total income from storage Charges (1-6)	1,56,20,79,714	1,71,50,47,200	1,80,75,02,649	1,55,61,13,400		
7	Income from Weighbridge	2,34,67,719	2,50,00,000	2,58,00,000	2,60,00,000	97 No.s of Weighbridge	
8	Others	2,50,72,445	4,00,00,000	3,22,00,000	4,46,60,000	Auction Supervision charges on H&T etc. Elec. Re-imbursement	
9	Bank Interest on deposits & investment	12,89,93,320	13,00,00,000	13,50,00,000	14,00,00,000	Interest on FD and other interest	
B	Total Other Income (7-9)	17,75,33,484	19,50,00,000	19,30,00,000	21,06,60,000		
A + B	Total Income of WBSWC	1,73,96,13,198	1,91,00,47,200	2,00,05,02,649	1,76,67,73,400		
		173.96 Cr	191.00 Cr	200.05 Cr	176.68 Cr		


 Accounts Officer
 West Bengal State Warehousing Corporation
 11A, Mirza Ghalib Street, B-Block
 4th Floor, Kolkata-87

Expenditure at Head Office and warehouses for Revised Estimate 2024-25 and Budget Estimate 2025-26

Group	Code	Head Of Expenditure	Actual 2023-24	BE 2024-25	RE 2024-25	BE 2025-26	Sl. No.
			(₹)	(₹)	(₹)	(₹)	
Establishment	411001	Directors Expenses	44,270	2,00,000	75,000	2,00,000	1
	412002	Bonus & Exgratia	7,70,000	6,99,300	8,45,000	9,10,000	2
	412003	Establishment Cost (Regular)	3,13,72,973	3,05,00,000	2,94,36,462	3,32,00,000	3
	412004	Establishment Cost (Contractual)	2,91,67,361	3,32,30,629	3,16,70,214	3,24,00,000	4
	412005	Establishment Cost (Outsourced)	77,02,802	65,00,000	70,00,000	72,10,000	5
	412006	Incentive	28,42,083	27,30,000	33,04,000	39,68,000	6
	412009	Employers Contribution to Staff P.F.	25,58,938	24,50,000	37,24,000	23,50,000	7
	412010	Gratuity Premium	6,93,564	10,00,000	13,49,249	14,00,000	8
	412011	Staff Medical Expenses	1,35,179	2,00,000	50,000	50,000	9
	412012	Leave Salary Contribution	17,46,960	10,00,000	16,00,000	17,00,000	10
	413016	Insurance Premium (Medical)	10,84,119	12,80,000	12,79,260	13,54,640	11
		Total	7,81,18,249	7,97,89,929	8,03,33,185	8,47,42,640	12
Electricity Charges	413001	Electricity Charges	1,49,96,112	1,80,00,000	1,60,00,000	1,80,00,000	13
		Total	1,49,96,112	1,80,00,000	1,60,00,000	1,80,00,000	14
Security services	413034	Security Service (SWC,GFD & Pvt Gdn)	12,32,26,257	3,55,04,000	3,68,83,882	3,94,00,000	15
	413035	Security Service Charges (RIDF)		7,50,96,000	7,12,97,418	7,49,00,000	16
	413044	Weighbridge Operator		2,21,70,000	1,83,18,022	1,88,00,000	17
		Total	12,32,26,257	13,27,70,000	12,64,99,322	13,31,00,000	18
Other Operating Expense	413003	Advertisement & Publicity	1,00,000	1,00,000	50,000	1,00,000	19
	413004	Annual Day	1,37,830	1,50,000	1,65,000	1,70,000	20
	413005	Audit Fees	1,30,293	1,80,000	2,80,000	3,00,000	21
	413006	Bank Charges	82,695	1,50,000	1,00,000	1,00,000	22
	413007	Vehicle Hiring Charges	52,13,397	60,00,000	56,00,000	60,00,000	23
	413009	Corporate Social Responsibility (CSR)		1,50,00,000	-	-	24
	413011	Entertainment & Refreshment	7,62,276	8,00,000	10,00,000	10,00,000	25
	413013	Examination Expenditure		5,00,000	-	5,00,000	26
	413014	Freight, Octroi, Coolie & Cartage (FOCC)	13,78,100	12,00,000	18,00,000	15,00,000	27
	413015	Insurance Premium (Godown)	57,68,425	1,20,00,000	1,18,37,860	1,51,00,000	28
	413017	Taxes & GST	3,25,81,434	3,50,00,000	3,28,46,991	3,50,00,000	29
	413018	Legal Expenses	24,36,375	20,00,000	20,00,000	25,00,000	30
	413021	Meeting Expenses	1,51,602	4,00,000	4,00,000	4,50,000	31
	413022	Member Subscription (NAWC)	1,00,000	1,00,000	1,00,000	1,00,000	32
	413023	Miscellaneous Expenses	14,25,424	10,00,000	12,00,000	15,00,000	33
	413025	Maintenance & Cleaning Consumables	6,13,763	7,00,000	7,50,000	8,00,000	34
	413026	Newspaper, Books & Periodicals	72,127	1,00,000	75,000	80,000	35
	413027	Office Furniture, Equipment & Utensils		2,00,000	1,50,000	2,00,000	36
	413028	Petty Conveyance	88,273	2,00,000	90,000	1,00,000	37
	413029	Postage & Courier	1,02,928	2,00,000	1,00,000	1,20,000	38
	413030	Consultation & Professional Fees	10,18,900	2,50,000	80,00,000	1,25,00,000	39
	413036	Software Development Charges		22,34,348	24,00,000	10,00,000	40
	413045	Server and Software related Subscription	5,63,849	4,91,384	7,20,000	11,28,000	41
	413046	AMC of Biometric Attendance System/WMS		3,53,990	1,06,000	-	42
	413037	Staff Welfare & Sports	62,349	1,00,000	20,000	20,000	43
	413039	T.A. & D.A.	4,31,820	6,00,000	4,50,000	6,00,000	44
	413040	Telephone & Internet Charges	9,81,645	10,00,000	8,00,000	11,10,000	45
	413041	Training Expenses	700	1,00,000	10,000	50,000	46
	413042	Corporation Profession Tax	2,500	2,500	2,500	2,500	47
	413043	Expenses Against F & S Deptt.	21,54,401	3,00,000	1,00,000	3,00,000	48
	413012	Entertainment & Refreshment (F&S Dept.)	1,122	-	-	-	49
	413019	Legal Expenses (F&S Dept.)	10,15,000	-	-	-	50
	414001	Printing & Stationary	16,40,323	12,00,000	17,00,000	18,00,000	51
414002	Computer Peripherals & Accessories Purchase	1,64,526	3,00,000	4,00,000	10,18,000	52	
414003	Books, Registers & Articles Printing	1,56,274	2,00,000	1,75,000	2,00,000	53	
		Total	5,93,38,351	8,31,12,222	7,34,28,351	8,53,48,500	54


 Accounts Officer
 West Bengal State Warehousing Corporation
 11A, Mirza Ghalib Street, B-Block
 4th Floor, Kolkata-87

Expenditure at Head Office and warehouses for Revised Estimate 2024-25 and Budget Estimate 2025-26

		Head of Expenditure					
		(₹)	(₹)	(₹)	(₹)		
QC Expense and Dunnage	413010	Dunnage Purchase	60,12,384	1,00,00,000	75,00,000	1,00,00,000	55
	413031	QC Equipments (Repairing)		1,00,000	1,00,000	1,00,000	56
	413032	QC Treatment Bills	1,27,58,764	1,00,00,000	1,30,00,000	1,30,00,000	57
		Total	1,87,71,148	2,01,00,000	2,06,00,000	2,31,00,000	58
Depreciation	413047	Depreciation	1,19,67,130	80,00,000	1,10,00,000	1,10,00,000	59
Repair & Maintenance	416001	Computer Repair & Maintenance	1,83,489	2,00,000	2,00,000	2,50,000	60
	416002	Annual Maintenance Contract (Hardware)		1,53,164	1,50,000	1,90,000	61
	416002	Annual Maintenance Contract (Software)	7,817	3,58,388	3,90,000	4,70,000	62
	416003	Repair & Maintenance (Civil)	2,09,51,083	2,45,07,324	7,41,97,224	3,50,85,204	63
	416004	Repair & Maintenance (Elec)	16,73,315	69,95,492	34,43,083	80,00,000	64
	416007	Weighbridge Repair & Maintenance & AMC	64,48,723	1,00,00,000	70,00,000	70,00,000	65
		Total	2,92,64,427	4,22,14,368	8,53,80,307	5,09,95,204	66
Rent Rates & Taxes	416001	Municipality / Panchayat Taxes		26,00,000	25,50,000	26,00,000	67
	416002	Water Taxes		-	3,600	4,800	68
	416003	Rent (SWC, PEG, Pvt Godowns)	40,41,28,819	11,00,00,000	13,37,79,896	14,01,87,000	69
	416004	Lease Rent (RIDF Godown)		35,00,00,000	42,00,00,000	34,36,00,000	70
		Total	40,41,28,819	46,26,00,000	55,63,29,896	48,63,91,800	71
	421003	Bad Debt Written Off	-	-	-	-	72
		Grand Total	73,98,10,493	84,65,86,519	96,95,71,061	89,26,78,144	73

Group	SI No	Particulars	Actual 2023-24	BE 2024-25	RE 2024-25	BE 2025-26	
Capital Expenditure	works	Purchase of land		50,00,00,000	5,99,49,750	80,00,00,000	74
		Const. Of New Warehouses		5,00,00,000	-	20,00,00,000	75
		Office Building at salt lake.		5,00,00,000	-	5,00,00,000	76
	others	Furniture & Fixture	5,37,444	10,00,000	6,00,000	15,00,000	77
		Equipment & Machinery	8,80,960	5,00,000	7,00,000	5,00,000	78
		Purchase of Computer	6,46,004	11,18,000	5,00,000	7,50,000	79
		Purchase Mobile Phone	11,999	2,00,000	60,000	20,00,000	80
		QC Equipment (Machinery)	15,46,284	20,00,000	12,00,000	20,00,000	81
		Major Renovation Work (Capital Expenditure)		-	-	-	82
		Electrical Installation including Solar Panel	14,19,449	-	-	-	83
		Grand Total	50,42,140	60,49,58,000	6,30,09,750	1,05,68,90,000	84
						85	


 Accounts Officer
 West Bengal State Warehousing Corporation
 11A, Mirza Ghalib Street, B-Block
 4th Floor, Kolkata-67

ABSTRACT OF REVISED BUDGET FOR FY-2024-25 of SWC FUND FOR REPAIR & MAINTENANCE OF CIVIL, ELECTRICAL & OTHER WORKS		
Expenditure upto date (As on 26.11.2024)		
	Amount(Rs.)	TOTAL (Rs.)
CIVIL	2,06,90,762.00	2,28,81,784.00
ELECTRICAL	19,68,819.00	
OTHERS	2,22,203.00	
Further Expenditure to be incurred upto Mar'25		
CIVIL	5,32,84,259.00	5,47,58,523.00
ELECTRICAL	14,74,264.00	
OTHERS		
TOTAL		7,76,40,307.00


 Accounts Officer
 West Bengal State Warehousing Corporation
 11A, Mirza Ghalib Street, B-Block
 4th Floor, Kolkata-87

Name of Godown	Date	Payments for Repair & maintenance of Civil Works	Payments for Repair & maintenance of Electrical Works	Payments for Repair & maintenance of Other Works	Funded By	Agency
2024-25						
Rajganj RIDF	05.04.24	15,25,023.00			SWC	A-One Enterprise
Bankura RKVY	08.04.24	6,75,509.00			SWC	Modern Construction
Cossipore GFD	08.04.24		4,81,916.00		SWC	S.D.Enterprise
Suri RIDF	09.04.24	7,29,869.00			SWC	Adhiraj Construction
Ranaghat Warehouse	09.04.24	4,58,920.00			SWC	Adhiraj Construction
Haskhali RIDF	16.04.24	5,82,122.00			SWC	Sourav Sarkar
Rampurhat RIDF	27.04.24	2,59,042.00			SWC	Adhiraj Construction
Gazol RIDF	03.05.24		1,44,899.00		SWC	S.D.Enterprise
Dabgram GFD	09.05.24		49,260.00		SWC	Subrata Deb Ray
Rajganj RIDF	14.05.24	91,350.00			SWC	A-One Enterprise
Cossipore GFD	14.05.24	95,015.00			SWC	Akhilesh Paswan
Sealdah Warehouse	20.05.24	2,49,476.00			SWC	Adhiraj Construction
Malda Warehouse	25.05.24	1,45,875.00			SWC	Sourav Sarkar
Cossipore GFD	29.05.24	1,00,358.00			SWC	Adhiraj Construction
Tapan RIDF	05.06.24	66,502.00			SWC	Acharya Associates
Chanchal RIDF	05.06.24	46,746.00			SWC	Acharya Associates
Gazol RIDF	06.06.24	6,47,451.00			SWC	Modern Construction
Tarakeswar Warehouse	07.06.24		2,53,873.00		SWC	Kundu Enterprise
Tarakeswar Warehouse	24.06.24	92,88,195.00			SWC	Arobinda Ghosh
Bhatar DPR	26.06.24			2,22,203.00	SWC	I-WIN
Sealdah Warehouse	10.07.24	92,036.00			SWC	Konkraft
Kalna RIDF	11.07.24		46,372.00		SWC	Mondal Electrical
Kotulpur RIDF Paddy	19.07.24		89,781.00		SWC	R.D.Enterprise
Gaighata RIDF	27.07.24	20,000.00			SWC	Adhiraj Construction
Raghunathganj RIDF	02.08.24	1,47,249.00			SWC	Sourav Sarkar
Hanskhali RIDF	12.08.24		2,55,683.00		SWC	Mondal Electrical
Paharpur Warehouse	04.09.24	84,886.00			SWC	Konkraft
Taratala Warehouse	04.09.24	53,222.00			SWC	Adhiraj Construction
Gazol RIDF	10.09.24		95,171.00		SWC	Subrata Deb Ray
Jangalkhas RKVY	20.09.24		46,082.00		SWC	Maa Nachinda Electric
Dhaniakhali RIDF	23.09.24		1,66,676.00		SWC	Mondal Electrical
Guskara RIDF	23.09.24		2,21,841.00		SWC	Mondal Electrical
Raiganj Warehouse	25.09.24	33,33,033.00			SWC	New India Construction
Sainthia RIDF	25.09.24	52,114.00			SWC	Dipali Construction
Jessore Road-1 Warehouse	24.10.24	1,16,495.00			SWC	S.D.Enterprise
Raibadh RIDF	28.10.24		70,517.00		SWC	Mondal Electrical
GFD Bagrakote	28.10.24		46,748.00		SWC	Mondal Electrical
Cossipore GFD	29.10.24	12,28,897.00			SWC	Sourav Sarkar
Kallaganj Warehouse	11.11.24	5,05,052.00			SWC	New India Construction
Raghunathganj RIDF	20.11.24	96,325.00			SWC	P.D. Construction
		2,06,90,762.00	19,68,819.00	2,22,203.00		

2,28,81,784.00


Mulay
 Accounts Officer
 West Bengal State Warehousing Corporation
 11A, Mirza Ghalib Street, B-Block
 4th Floor, Kolkata-87

**BUDGET ESTIMATE FOR FY-2025-26 of SWC FUND FOR REPAIR & MAINTENANCE OF
CIVIL, ELECTRICAL & OTHER WORKS**

			Amount(Rs.)
CIVIL	Existing Civil work	2,49,69,606.00	3,50,85,204.00
	Proposed Civil work	1,01,15,598.00	
ELECTRICAL	Existing Electrical work		80,00,000.00
	Proposed Electrical work	80,00,000.00	
OTHERS			
		TOTAL (Rs.)	4,30,85,204.00



Accounts Officer
West Bengal State Warehousing Corporation
11A, Mirza Ghalib Street, B-Block
4th Floor, Kolkata-87

Name of Godown	Type of Godown	Scope of work	Funded By	Sanctioned Cost	Tendered Amount	Up to March'25	2025-26	Remarks
Patrasayer 1000MT	RIDF	Construction of new pathway, cover slab, collapsible gate, replacement of shed and repair of upper ventilator as well as electrical work at Patrasayer 1000MT Godown in the district of Bankura.	SWC	17,01,755.00			17,01,755.00	Tender under process
Kotulpur 1000MT	RIDF	Repair & renovation of 1000MT Capacity paddy godown at Kotulpur in the district of Bankura	SWC	20,62,237.00	19,96,685.00	19,96,685.00		Work will be started shortly
Malda	SWC	Construction of electric metre room at SWC Malda	SWC	3,54,731.00		3,54,731.00		Tender under process
Chanchal	RIDF	Repairing and renovation works of chanchal 1000MT PADDY STORAGE GODOWN Adjacent TO CHANCHAL ridf GODOWN IN THE district of Malda	SWC	1,22,05,911.00			1,22,05,911.00	Tender under process
Ragunathganunge - 1 RIDF	RIDF	Ancillary work of drain at Ragunathganj-I RIDF in the district of Murshidabad	SWC	62,106.00	60,318.00		60,318.00	
	RIDF	Repairing of drain at Ragunathganj-I RIDF in the district of Murshidabad	SWC	97,716.00	94,898		94,898.00	
Krishnanagar	SWC	Repairing and strengthening works of damaged column and reconstruction of floor of godown no 1 & 4 at Krishnanagar warehouse	SWC	1,50,13,779.00		1,50,13,779.00		Tender under process
Nanoor 1000MT	RIDF	Construction of New Boundary wall, Roads and allied works at Nanoor 1000MT Paddy Godown Dist Birbhum.	SWC	31,83,102	20,45,321	20,45,321.00		Work to be started
Memari -1	SWC	Repair and strengthening work of damaged columns, reconstruction of floor and roof shed of godown no-6 and godown no-7 at Mmemari-I Warehouse in the district of Purba Burdwan	SWC	1,92,89,086		92,00,000.00	1,00,89,086.00	Tender under process
Cossipore	GFD	Repairing of 310Mtr road used by BEVCO at Cossipore GFD with Jhama metal and brick on edge	SWC	17,81,391.00	1678105.00	16,78,105.00		Work completed final bill in progress
		Repairing of 300 Mtr road used by Disaster Management at Cossipore GFD with Jhama metal and brick on edge	SWC	17,84,107.00	1418302.00	14,18,302.00		Work completed final bill in progress
		Repairing of 225 Mtr road At middle campus of Cossipore GFD with brick on edge	SWC	13,64,332.00	1275289.00	12,75,289.00		Work in progress
		Roof repairing of 8nos of godown at gfd Cossipore	SWC	27,83,045	2699522.00	26,99,522.00		Work in progress
Raigunj	WBSWC	Repairing and renovation works of godown no C1 & C4 at Raigunj Warehouse in the district of Uttar Dinajpur	SWC	50,24,371.00	38,17,638	30,00,000.00	8,17,638.00	Work in progress
Kaliyagunj	SWC	Seperation of chamber for storage of rice of ICDS inside godown no 5 at Kaliyagunj SWC	SWC	5,24,010	5,08,633.00	5,08,633.00		Work completed. Final bill submitted
Kaliyagunj	SWC	Repairing and renovation of godown no.3 inside Kaliyagunj Warehouse.	SWC		1,07,22,370.00	1,07,22,370.00		Work in progress
Mathabhang	RIDF	Repair renovation of 1000MT Paddy storage godown	SWC	40,40,944	33,71,522.00	33,71,522.00		Work to be started soon
						5,32,84,259.00	2,49,69,606.00	


 Account Officer
 West Bengal State Warehousing Corporation
 11A, Mirza Asaf-ud-Daula Street, B-Block
 4th Floor, Kolkata-87

Annexure -D

PROPOSED REPAIR & MAINTENANCE WORK(ELECTRICAL) FOR F-Y 2025-26		
(A)	Repair & maintenance of existing Solar Plant	
Sl.No.	Location	Amount(Rs.)
1	Singur RIDF--Hooghly	150000.00
2	Balagarh RIDF--Hooghly	150000.00
3	Bishnupur RIDF--South 24 Pgs	150000.00
4	Bongaon RIDF--North 24 Pgs	150000.00
5	Cossimbazar Warehouse--Murshidabad	150000.00
6	Krishnanagar Warehouse--Nadia	150000.00
7	Garbeta Warehouse--Paschim Medinipur	150000.00
8	Bankura Warehouse--Bankura	150000.00
9	Tarakeswar Warehouse--Hooghly	150000.00
10	Shalimar GFD--Howrah	150000.00
	Sub-Total	15,00,000.00
(B)	Repair & maintenance of existing RIDF Godown	
1	Dubrajpur RIDF-----Birbhum	200000.00
2	Katwa RIDF-----Purba Badhaman	200000.00
3	Galsi RIDF-----Purba Badhaman	200000.00
4	Manbazar RIDF-----Purulia	200000.00
5	Tehatta RIDF-----Nadia	200000.00
6	Balagarh RIDF-----Hooghly	200000.00
7	Uluberia RIDF-----Howrah	200000.00
8	Bishnupur RIDF-----South 24-Parganas	200000.00
9	Diamond Harbour RIDF----South 24-Parganas	200000.00
10	Keshpur RIDF-----Paschim Medinipur	200000.00
11	Narayangarh RIDF-----Paschim Medinipur	200000.00
12	Saktia RIDF-----Purba Medinipur	200000.00
13	Kotulpur RIDF-----Bankura	200000.00
14	Bankura Sadar RIDF-----Bankura	200000.00
15	Sarenga RIDF-----Bankura	200000.00
16	Nanoor(Muiteen) RIDF-----Birbhum	200000.00
17	Rampurhat RIDF-----Birbhum	200000.00
18	Hariharpara RIDF -----Murshidabad	200000.00
19	Nanoor RIDF-----Birbhum	200000.00
20	Balurghat RIDF-----Dakshin Dinajpur	200000.00
	Sub-Total	40,00,000.00
(C)	Repair & maintenance of existing SWC Godown	
1	SWC Bankura-----Bankura	200000.00
2	SWC Krishnanagar-----Nadia	200000.00
3	SWC Dinhat-----Coochbehar	200000.00
4	SWC Jalpaiguri-----Jalpaiguri	200000.00
5	SWC Memari-II-----Purba Bardhaman	200000.00
	Sub-Total	10,00,000.00
(D)	Repair & maintenance of existing GFD Godown	
1	Cossipore GFD-----Kolkata	750000.00
2	Dabgram & Bagrakote GFD-----Jalpaiguri & Darjeeling	750000.00
	Sub-Total	15,00,000.00
	ALL TOTAL	80,00,000.00


 Account Officer
 West Bengal State Warehousing Corporation
 11A, Mirza Ghalib Street, B-Block
 4th Floor, Kolkata-87

Capacity and Utilisation of SWC Godowns for Revised Estimate 2024-25

Sl. No.	District	Godown		Capacity	Food		Fertilizer		Others		Vacant		Remarks
				(MT)	Capacity (MT)	Utilization (MT)	Capacity (MT)	Utilization (MT)	Capacity (MT)	Utilization (MT)	Storage Worthy	Non-Storage Worthy	
1	Alipurduar	1	Alipurduar	5,000	2,500	2,500	-	-	2,500	2,500	-	-	
2	Bankura	2	Bankura	5,800	1,250	1,250	-	-	4,550	4,550	-	-	
3	Burdwan	3	Memari-I	9,975	-	-	2,800	2,800	7,175	-	-	7,175	
		4	Memari II	3,100	-	-	3,100	3,100	-	-	-	-	
4	Coochbehar	5	Dinhata	4,550	4,550	4,550	-	-	-	-	-	-	
5	Dakshin Dinajpur	6	Balurghat	4,950	3,300	3,300	1,650	250	-	-	1,400	-	
6	Darjeeling	7	Siliguri	13,816	-	-	-	-	13,816	7,050	-	6,766	
7	Jalpaiguri	8	Jalpaiguri	7,891	4,950	4,950	-	-	2,941	808	-	2,133	
		9	New Jalpaiguri	12,500	5,000	5,000	-	-	7,500	-	5,000	2,500	
8	Kolkata	10	Beliaghata	7,007	-	-	-	-	7,007	4,799	1,971	237	
		11	Paharpur	11,999	-	-	-	-	11,999	11,999	-	-	
		12	Sealdah	10,128	-	-	-	-	10,128	10,128	-	-	
		13	Tollygunge	1,016	-	-	-	-	1,016	-	1,016	-	
		14	Hide Road	7,894	-	-	-	-	7,894	7,894	-	-	
15	Jessore Road-I	5,235	-	-	-	-	5,235	4,481	754	-	-		
9	Malda	16	Malda	8,210	2,900	2,900	-	-	5,310	5,310	-	-	
10	Midnapur (W)	17	Garbeta	3,700	-	-	3,700	-	-	-	3,700	-	
11	Murshidabad	18	Cossimbazar	9,270	-	-	3,540	3,540	5,730	5,730	-	-	
12	Nadia	19	Krishnanagar	7,290	-	-	7,290	3,990	-	-	1,650	1,650	
		20	Ranaghat	6,250	6,250	6,250	-	-	-	-	-	-	
	North 24 Parganas	21	Jessore Road-II	5,000	-	-	-	-	5,000	5,000	-	-	
14	Hoogly	22	Tarakeswar	9,636	-	-	6,860	4,434	2,776	2,776	-	2,426	
15	South 24 Parganas	23	Taratala-I	4,166	-	-	-	-	4,166	4,166	-	-	
16	Uttar Dinajpur	24	Kaliaganj	8,250	6,600	5,117	-	-	1,650	-	1,483	1,650	
		25	Raiganj	8,250	4,950	4,950	-	-	3,300	-	3,300	-	
Total				1,80,883	42,250	40,767	28,940	18,114	1,09,693	77,191	20,274	24,537	

Total Utilisation = Food + Fertilizer + Others = 40767+18114+77191 = 136072 MT


 Accounts Officer
 West Bengal State Warehousing Corporation
 11A, Mirza Ghalib Street, B-Block
 4th Floor, Kolkata-87

Capacity and Utilisation of SWC Godowns for Budget Estimate 2025-26

Sl. No.	District	Godown		Capacity (MT)	Food		Fertilizer		Others		Vacant		Remarks
					Capacity (MT)	Utilization (MT)	Capacity (MT)	Utilization (MT)	Capacity (MT)	Utilization (MT)	Storage Worthy	Non-Storage Worthy	
1	Alipurduar	1	Alipurduar	5,000	2,500	2,500	-	-	2,500	2,500	-	-	
2	Bankura	2	Bankura	5,800	1,250	1,250	-	-	4,550	4,550	-	-	
3	Burdwan	3	Memari-I	9,975	-	-	2,800	2,800	7,175	3,700	-	3,475	
		4	Memari II	3,100	-	-	3,100	3,100	-	-	-	-	
4	Coochbehar	5	Dinhata	4,550	4,550	4,550	-	-	-	-	-	-	
5	Dakshin Dinajpur	6	Balurghat	4,950	4,950	4,950	-	-	-	-	-	-	
6	Darjeeling	7	Siliguri	13,816	-	-	-	-	13,816	10,737	-	3,079	
7	Jalpaiguri	8	Jalpaiguri	7,891	4,950	4,950	-	-	2,941	808	-	2,133	
		9	New Jalpaiguri	12,500	5,000	5,000	-	-	7,500	2,133	2,867	2,500	
8	Kolkata	10	Beliaghata	7,007	-	-	-	-	7,007	4,799	1,971	237	
		11	Paharpur	11,999	-	-	-	-	11,999	11,999	-	-	
		12	Sealdah	10,128	-	-	-	-	10,128	10,128	-	-	
		13	Tollygunge	1,016	-	-	-	-	1,016	-	1,016	-	
		14	Hide Road	7,894	-	-	-	-	7,894	7,894	-	-	
15	Jessore Road-I	5,235	-	-	-	-	5,235	4,481	754	-	-		
9	Malda	16	Malda	8,210	2,900	2,900	-	-	5,310	5,310	-	-	
10	Midnapur (W)	17	Garbeta	3,700	-	-	3,700	-	-	-	3,700	-	
11	Murshidabad	18	Cossimbazar	9,270	-	-	3,540	3,540	5,730	5,730	-	-	
12	Nadia	19	Krishnanagar	7,290	-	-	7,290	3,990	-	-	1,650	1,650	
		20	Ranaghat	6,250	6,250	6,250	-	-	-	-	-	-	
	North 24 Parganas	21	Jessore Road-II	5,000	-	-	-	-	5,000	5,000	-	-	
14	Hoogly	22	Tarakeswar	9,636	-	-	6,860	4,434	2,776	2,776	-	2,426	
15	South 24 Parganas	23	Taratata-I	4,166	-	-	-	-	4,166	4,166	-	-	
16	Uttar Dinajpur	24	Kaliaganj	8,250	6,600	5,117	-	-	1,650	-	1,483	1,650	
		25	Raiganj	8,250	8,250	8,250	-	-	-	-	-	-	
Total				1,80,883	47,200	45,717	27,290	17,864	1,06,393	86,711	13,441	17,150	

Total Utilisation = Food + Fertilizer + Others = 45717+17864+86711 = 150292 MT


 Accounts Officer
 West Bengal State Warehousing Corporation
 11A, Mirza Ghalib Street, B-Block
 4th Floor, Kolkata-87

List of RIDF Godown.				
Sl No.	District		Godown	Capacity (MT)
1	Alipurduar	1	Falakata	5000
2	Coochbehar	2	Mathabhanga	6000
		3	Shitalkuchi	5000
3	Bankura	4	Bankura Sadar	5000
		5	Patrasayar	6000
		6	Sarenga	5000
		7	Kotulpur	6000
		8	Ranibandh	5000
4	Birbhum	9	Rampurhat	5000
		10	Suri	5000
		11	Santhia	5000
		12	Bolpur	5000
		13	Dubrajpur	5000
		14	Nanoor	5000
		15	Md. Bazar	5000
		16	Nanoor (Muiteen)	5000
5	Dakshin Dinajpur	17	Balurghat	5000
		18	Kumarganj	5000
		19	Tapan	5000
		20	Tapan - II	0
6	Hoogly	21	Dhaniakhali	5000
		22	Singur	5000
		23	Balagarh	5000
		24	Goghat - I	10000
		25	Jangipara	5000
7	Howrah	26	Uluberia	5000
8	Malda	27	Old Malda	5000
		28	Gazole	6000
		29	Chanchal	6000
9	Murshidabad	30	Bharatpur	5000
		31	Kandi	5000
		32	Hariharpur	5000
		33	Khargram	5000
		34	Lalgola	10000
		35	Raghunathganj	10000
		36	Nabagram	2000
10	Nadia	37	Krishnanagar	5000
		38	Tehatta	5000
		39	Hanskhali	5000
11	North 24 Parganas	40	Habra	5000
		41	Basirhat	5000
		42	Deganga	5000
		43	Gaighata	5000
		44	Basirhat II	5000
		45	Bangaon	5000
		46	Bagdah	5000

12	Purba Bardhaman	47	Guskara	5000
		48	Memari	5000
		49	Ketugram	5000
		50	Katwa	5000
		51	Bhatar	5000
		52	Nari	5000
		53	Purbasthali	5000
		54	Monteswar	5000
		55	Mongolkot	5000
		56	Kalna	5000
		57	Galsi - I	5000
		58	Galsi - II	5000
		59	Galsi - II	5000
		60	Galsi - IV	5000
		61	Galsi - V	5000
		13	Paschim Medinipur	62
63	Aushgram			5000
64	Monteswar (Putsuri)			5000
14	Purba Midnapur	65	Bhatar (Orgram)	25000
		66	Salboni	25000
		67	Narayangarh	10000
		68	Keshpur	5000
		69	Panskura	5000
		70	Contai	5000
15	Purulia	71	Saktia	5000
		72	Egra	5000
		73	Haripur	5000
		74	Bhagwanpur -II	26700
16	South 24 Parganas	75	Joypur	5000
		76	Manbazar	5000
		77	Kashipur	20000
17	Uttar Dinajpur	78	Bengura	5000
		79	Mathurapur	5000
18	Jhargram	80	Bishnupur	5000
		81	Diamond Harbour	5000
19	Jalpaiguri	82	Islampur	5000
		83	Itahar	5000
		84	Jhargram	15000
		85	Rajganj	25000
Total				5,53,700.00


 Accounts Officer
 West Bengal State Warehousing Corporation
 11A, Mirza Ghalib Street, B-Block
 4th Floor, Kolkata-87

<u>List of PEG Godowns</u>			
<u>Sl No.</u>	<u>District</u>	<u>Godown</u>	<u>Capacity (MT)</u>
1	Howrah	Bagnan	10000
2	Purulia	Raghunathpur	5000
3	Paschim Medinipur	Kharagpur	10000
4	Purba Bardhaman	Guskara	5000
5	South 24 Pargans	Amtala	5000
Total:			35000

<u>List of GFD Godowns</u>			
<u>Sl No.</u>	<u>District</u>	<u>Godown</u>	<u>Capacity (MT)</u>
1	Darjeeling	Bagrakote	17400
2	Howrah	Shalimar	25500
3	Kolkata	Cossipore	71275
4	Jalpaiguri	Dabgram	15600
Total:			129775

<u>List of RKVY Godowns</u>			
<u>Sl No.</u>	<u>District</u>	<u>Godown</u>	<u>Capacity (in M.T.)</u>
1	Bankura	Bankura	4000
2	Coochbehar	Dinhata	2200
3	Jalpaiguri	New Jalpaiguri	7500
4	Nadia	Ranaghat	1000
5	Uttar Dinajpur	Kaliyaganj	1250
6	Hooghly	Tarekeshwar	1000
7	Paschim medinipur	Garhbeta	2500
8	Paschim medinipur	Jungalkhas	10000
9	Dakshin Dinajpur	Balurghat	3700
Total:			33150

District-wise Capacity of Private Hired Godowns 2024-25

<u>Sl No.</u>	<u>District</u>		<u>Godown</u>	<u>Capacity (MT)</u>
1	Alipurduar	1	ISJ Food Products Pvt. Ltd.	7600
2	Cooch Behar	2	Madan Mohan Warehouse	1800
		3	Annapurna Food & Storage	3950
		4	Madan Mohan Logistics	1405
3	Birbhum	5	Joy Maa Rakshakali Hired Godown	8300
4	Jhargram	6	MB Grains	2600
5	Malda	7	Niranjan Agarwal	3738
		8	Krishnapur SKUS Ltd	1150
		9	Samsi Co-Op Marketing Society	2000
		10	Renu Shaw	2568
6	North 24 Parganas	11	Malda Mango Co-Operative Society Ltd.	1896
		12	Kawkepara – II Hired Godown	2292
9	South 24 Pgs.	13	Kawkepara – III Hired Godown	2700
		14	Biswas Enterprise	1040
9	South 24 Pgs.	15	Aeindri Agro Food Products	5975
		16	SSS Warehouse ✓	4077
		17	Srejal Shaw	4076
		18	Nilufa Yasmin	4487
10	Uttar Dinajpur	19	Radha Krishna Rural Godown	6250
		20	Buddhadeb Deb (Dayamoy Deb)	4000
		21	Buddhadeb Deb	7400
			Total	79304

4 More godowns to be hired in the year 2025-26

1	Purulia	1	3000	
2	Paschim Burdwan	2	5000	
3	Cooch Behar	1	2000	
Total No. of godowns		25	Grand Total	89304


 Accounts Officer
 West Bengal State Warehousing Corporation
 11A, Mirza Ghalib Street, B-Block
 4th Floor, Kolkata-87

NOTES ON REVISED BUDGET 2024-25 AND BUDGET ESTIMATE 2025-26

1. RIDF Income

Actual 2023-24 – 62 RIDF with capacity 310000 MT(310000 x 157 x 12 month) = Rs. 58,40,40,000

Add : Arrear of 16 RIDF Godowns with capacity 147000 MT = Rs. 49,71,65,822

(from the date of offer up to June , 2023)

Total – = Rs. 108,12,05,822

BE 2024-25 – 89 RIDF with capacity 565700 MT(565700 x 157 x 12 month) = Rs. 106,57,78,800

Add : Arrear of 16 RIDF Godowns with capacity 147000 MT = Rs. 20,77,11,000

(from July, 23 to March, 2024)

Total – = Rs. 127,34,89,800

RE 2024-25 – 82 RIDF with capacity 535700 MT(535700 x 157 x 12 month) = Rs. 100,92,58,800

Add : Arrear of 16 RIDF Godowns with capacity 147000 MT = Rs. 20,77,11,000

(from July, 23 to March, 2024)

Add : Arrear of 4 RIDF Godowns with capacity 767000 MT = Rs. 12,07,17,637

(Kasipur, Bhatar oregram, Bhawanpur – II and Manteswar

from date of offer upto Mar. 2024

Total – = Rs. 133,76,87,437

BE 2025-26 – 84 RIDF with capacity 553700 MT(553700 x 157 x 12 month) = Rs. 104,12,86,800

(in favour of chachal and mathabhanga for 1000 MT each, 6 month
income added for Rs. 18,84,000 in place of 12 months)

2. SWC Income

Actual 2023-24 :- 25 SWC Gds. with capacity 182000 MT, out of which

Utilized capacity 127000 MT

Food = Rs. 5,58,29,434

Non-Food = Rs. 8,15,40,628

Total – = Rs. 13,73,70,062

BE 2024-25 :- 25 SWC Gds. with capacity 183000 MT, out of which

Expected utilized capacity 146000 MT

Food = Rs. 5,20,00,000

Non-Food = Rs. 7,60,00,000

Total – = Rs. 12,80,00,000

RE 2024-25 :- 25 SWC Gds. with capacity 181000 MT, out of which

Expected utilized capacity 136000 MT

Food = Rs. 6,36,25,000

Non-Food = Rs. 9,61,20,000

Total – = Rs. 15,97,45,000

BE 2025-26 :- 25 SWC Gds. with capacity 181000 MT, out of which	
Expected utilized capacity 150000 MT	
Food (45717 MT x Rs. 150 x 12)	= Rs. 8,22,90,600
Non-Food	
a) 10% increase in tariff rate (9.61 crore x 110%) -	= Rs. 10,57,10,000
b) Projected increase in income due to increase of utilization in different godowns for BE 2025-26	
New Jalpaiguri – 2133 MT x 6 x 6 month x Rate Rs. 20/- per sft. Rs. 15,35,760/-	
Memeri – 1-3700 MT x 6 x 6 month x Rate Rs. 18/- per sft. Rs. 23,97,600/-	
Siliguri-3687 MT x 6 x 6 month x Rate Rs. 18/- per sft. Rs. 23,89,176/-	
Total –	= Rs. 63,22,536/-
<hr/>	
Grand Total	Rs. 19,43,23,136/-

Note : 1000 MT = 6000 sft.

3. Private godown income

Actual for 2023-24 :- 24 pvt hired gds. with capacity 76287 MT – storage income for the year 2023-24 is Rs. 12.74 crore.

BE - 2024-25 :- 24 pvt. hired gds. with capacity 76,287 MT – expected storage income Rs. 14.10 crore.

RE 2024-25 :- starting with 28 pvt. hired gds. with capacity 91,558 MT now 21 godowns remaining with a capacity of 79304 MT – Overall expected storage income during the year Rs. 16.09 crore.

(Annexure – 1)

BE for 2025-26 :- 25 godowns with capacity 89304 MT, projected storage income for the year 2025-26 is Rs. 16.82 crore.

(Annexure – 1)

4. GFD Income

Actual 2023-24 :- Income from Others govt. depositor (Bev. Co + Disaster Management)	Rs. 4,97,91,612
add : Income from 15% Supervision	23,66,163
Add : Income from Re-imburement of expenditure	<u>1,57,74,418</u>
Total income from GFD	6,79,32,193

BE 2024-25 :- Income from Others govt. depositor (Bev. Co + Disaster Management)	Rs. 4,97,91,612
add : Expected Income from 15% Supervision	26,00,000
Add : Expected Income from Re-imburement of expenditure	<u>1,74,00,000</u>
Total income from GFD	6,97,91,612
	R/o 7,00,00,000

RE 2024-25 :- Income from Others govt. depositor (Bev. Co + Disaster Management)	Rs. 4,97,91,612
add : Expected Income from 15% Supervision	2,50,000
Add : Expected Income from Re-imburement of expenditure	<u>17,50,000</u>
Total income from GFD	5,17,91,612

BE 2025-26 :- Income from Others govt. depositor (Bev. Co + Disaster Management)	Rs. 4,97,91,612
add : Expected Income from 15% Supervision	6,79,388
Add : Expected Income from Re-imburement of expenditure	<u>45,29,000</u>
Total income from GFD	5,50,00,000
5. PEG Income	
Actual 2023-24 :- Income from Storage charges	Rs. 3,48,72,000
add : Arrear Income for Jan. 23 to Mar. 23	75,98,000
	<hr/>
Total income from PEG	4,24,70,000
BE 2024-25 :- Income from Storage charges	Rs. 3,48,72,000
Add: 15% supervision on Rs. 34872000	<u>52,30,800</u>
Total income from PEG	4,01,02,800
RE 2024-25 :- Income from Storage charges	Rs. 3,48,72,000
	<hr/>
Total income from PEG	3,48,72,000
BE 2025-26 :- Income from Storage charges	Rs. 3,48,72,000
	<hr/>
Total income from PEG	3,48,72,000
(NOTE : Excluding 15% Supervision charges)	
6. RKVY Income	
Actual 2023-24 :- Income from Storage charges with storage capacity 33150 MT (33150 x 157 x12)	Rs. 6,24,54,600
add : Arrear Income for -	4,32,61,968
	<hr/>
Total income from RKVY	10,57,16,568
BE 2024-25 :- Income from Storage charges with storage capacity 33150 MT (33150 x 157 x12)	Rs. 6,24,54,600
RE 2024-25 :- Income from Storage charges with storage capacity 33150 MT (33150 x 157 x12)	Rs. 6,24,54,600
RE 2025-26 :- Income from Storage charges with storage capacity 33150 MT (33150 x 157 x12)	Rs. 6,24,54,600
7. Weighbridge income	
Actual 2023-24 :- Income from 88 nos. weighbridge	Rs. 2,34,67,719
BE 2024-25 :- Income from 91 nos. weighbridge	Rs. 2,50,00,000
RE 2024-25 :- Income from 97 nos. weighbridge	Rs. 2,58,00,000
BE 2025-26 :- Income from 97 nos. weighbridge	Rs. 2,60,00,000

8. Other income

Actual 2023-24 :-

1. H&T Supervision	Rs. 2,36,37,535
2. Re-imburement electricity, auction sales, tender fees & others	Rs. <u>14,34,910</u>
Total – Rs.	2,50,72,445

BE 2024-25 :-

1. H&T Supervision	Rs. 3,80,00,000
2. Re-imburement electricity, auction sales, tender fees & others	Rs. <u>20,00,000</u>
Total – Rs.	4,00,00,000

RE 2024-25 :-

1. H&T Supervision	Rs. 2,79,48,436
2. E- Auction of time expired goods	Rs. 26,27,489
3. Re-imburement electricity	Rs. 14,32,936
4. Tender fees & others	Rs. <u>1,91,139</u>
Total – Rs.	3,22,00,000

BE 2024-25 :-

1. H&T Supervision (Annexure – 3)	Rs. 4,29,60,000
2. Re-imburement electricity	Rs. 15,00,000
3. Tender fees & others	Rs. <u>2,00,000</u>
Total – Rs.	4,46,60,000

9. Bank Interest

Actual 2023-24 :-

Interest from Fixed Deposit	Rs. 12,28,36,066
Interest from Auto Sweep & Others bank Intt.	Rs. 27,25,566
Interest from Income Tax Deptt. F.Y 2021-22	Rs. 34,31,688
	<hr/>
	12,89,93,320

BE : 2024-25 : Interest income was projected Rs . 13.00 crore

RE : 2024-25 : Interest income has calculated Rs. 13.50 Core (Annexure – 4)

BE : 2025-26 : Interest income has calculated Rs. 14.00 Core (Annexure – 4)

Sl. No.	Name of Private Godowns	District	Capacity (MT)	Per month Rent	Rent 1st 6 month	Rent 2nd 6 month	Expenditure		Income from Private gds			
							Revised Budget	Budget Estimated	Revised Budget	Budget Estimated		
							2024-25	2025-26	2024-25	2025-26		
1	ISJ Food Private Ltd	Alipurduar	7600	5,65,079.00	33,90,474.00	33,90,474.00	67,80,948.00	67,80,948.00	14318400	14318400		
2	Madan Mohan Warehouse	Cooch Behar	1800	1,58,644.00	9,51,864.00	9,51,864.00	19,03,728.00	19,03,728.00	3391200	3391200		
3	Madan Mohan Logistics	Cooch Behar	1405	1,41,224.00	8,47,344.00	8,47,344.00	16,94,688.00	16,94,688.00	2647020	2647020		
4	Annapurna Food & Storage	Cooch Behar	3950	4,45,297.00	26,71,782.00	26,71,782.00	53,43,564.00	53,43,564.00	7441800	7441800		
5	BENFEED	Nadia	2800	1,26,806.00	7,60,836.00	-	7,60,836.00	-	2637600	0		
6	Kawkepara -II	North 24 PGS	2292	58,105.00	3,48,630.00	3,48,630.00	6,97,260.00	6,97,260.00	4318128	4318128		
7	Kawkepara -III	North 24 PGS	2700	1,04,218.00	6,25,308.00	6,25,308.00	12,50,616.00	12,50,616.00	5086800	5086800		
8	Malda Mango Co-Operative Society Ltd.	Malda	1896	1,05,468.00	6,32,808.00	6,32,808.00	12,65,616.00	12,65,616.00	3572064	3572064		
9	Niranjan Agarwal	Malda	3738	3,11,893.00	18,71,358.00	18,71,358.00	37,42,716.00	37,42,716.00	7042392	7042392		
10	Krishnapur S.K.U.S. Limited	Malda	1150	1,00,000.00	6,00,000.00	6,00,000.00	12,00,000.00	12,00,000.00	2166600	2166600		
11	Samsi Co-Operative Marketing Society Ltd.	Malda	2000	2,00,000.00	12,00,000.00	12,00,000.00	24,00,000.00	24,00,000.00	3768000	3768000		
12	Renu Shaw	Malda	2568	2,19,631.00	13,17,786.00	13,17,786.00	26,35,572.00	26,35,572.00	4838112	4838112		
13	MB Grains	Jhargram	2600	1,18,756.00	7,12,536.00	7,12,536.00	14,25,072.00	14,25,072.00	4898400	4898400		
14	Hura Hired Godown (Unit - I)	Purulia	1052	44,249.00	2,65,494.00	-	2,65,494.00	-	990984	0		
15	Hura Hired Godown (Unit - II)	Purulia	1074	45,883.00	2,75,298.00	-	2,75,298.00	-	1011708	0		
16	Hura Hired Godown (Unit - III)	Purulia	1275	40,193.00	2,41,158.00	-	2,41,158.00	-	1201050	0		
17	Mukesh Kumar Jhunjhunwala	Purulia	1650	62,626.00	3,75,756.00	-	3,75,756.00	-	1554300	0		
18	Biswas Enterprise	South 24 PGS	1040	43,190.00	2,59,140.00	2,59,140.00	5,18,280.00	5,18,280.00	1959360	1959360		
19	Aeindri Agro Food Products	South 24 PGS	5975	2,58,120.00	15,48,720.00	15,48,720.00	30,97,440.00	30,97,440.00	11256900	11256900		
20	SSS Warehouse	South 24 PGS	4077	1,96,177.00	11,77,062.00	11,77,062.00	23,54,124.00	23,54,124.00	7681068	7681068		
21	Shrejal Shaw	South 24 PGS	4076	1,99,875.00	11,99,250.00	11,99,250.00	23,98,500.00	23,98,500.00	7679184	7679184		
22	Nilufa Yasmin	South 24 PGS	4487	2,60,426.00	15,62,556.00	15,62,556.00	31,25,112.00	31,25,112.00	8453508	8453508		
23	Buddhadeb Deb (Dayamoy Deb)	Uttar Dinajpur	4000	3,72,446.00	22,34,676.00	22,34,676.00	44,69,352.00	44,69,352.00	7536000	7536000		
24	Radha Krishna Rural Godown	Uttar Dinajpur	6250	6,00,000.00	36,00,000.00	36,00,000.00	72,00,000.00	72,00,000.00	11775000	11775000		
25	Buddhadeb Deb	Uttar Dinajpur	7400	8,50,507.00	51,03,042.00	51,03,042.00	1,02,06,084.00	1,02,06,084.00	13941600	13941600		
26	Godown of Nilmadhab Pan	Bankura	2028	3,21,864.00	19,31,184.00	-	19,31,184.00	-	1910376	0		
27	Sonamukhi CADP Farmers' Service Co-op Society Ltd.	Bankura	2375	2,91,583.00	17,49,498.00	-	17,49,498.00	-	2237250	0		
28	Joy Maa Rakshakali Hired Godown	Birbhum	8300	8,00,000.00	48,00,000.00	48,00,000.00	96,00,000.00	96,00,000.00	15637200	15637200		
Note :			91558	70,42,260.00	4,22,53,560.00	3,66,54,336.00	7,89,07,896.00	7,33,08,672.00	16,09,52,004.00	14,94,08,736.00		
5,14,15,16,17,26,27 godowns are de-hired on 30.09.2024.												
Existing capacity			79304									
Add :												
Purulia			3000								36,00,000.00	5652000
Paschim Burdwan			5000								60,00,000.00	9420000
Cooch Behar			2000								24,00,000.00	3768000
			<u>89304</u>									18840000
Total							<u>8,53,08,672.00</u>		<u>16,09,52,004.00</u>	<u>14,94,08,736.00</u>		


 Account Officer
 West Bengal State Warehousing Corporation
 11A, Mirza Ghalib Street, B-Block
 4th Floor, Kolkata-87

Calculation of Storage charges and Godown Rent 2024-25

Annexure -2

PEG Godown Income Expenditure Per Month Per Year

1	Guskara PEG	540000	6480000
2	Kharagpur PEG	749000	8988000
3	Amtala PEG	347000	4164000
4	Bagnan PEG	690000	8280000
5	Raghunathpur PEG	580000	6960000

2906000	34872000
---------	----------

Annexure - 3

Calculation of Supervision Charges due to the revision of H&T Rate

	Existing Ra	Revised Ra	Difference
	1.68	2.99	1.31
15% superv	0.25	0.45	0.1965
supervision increase in		80	

Budget Estimate is consider on the basis of Revised Estimate of S/charges Rs. 2.80 crore
25-26

April to July $2.80/12*4$ 9300000

Aug to Mar $(2.80-.93)*$ 33660000

Total 42960000


Accounts Officer
West Bengal State Warehousing Corporation
11A, Mirza Ghalib Street, B-Block
4th Floor, Kolkata-87

A)

Calculation of Interest Income 2024-25 and 2025-26

2024-25 BUDGET

Annexure -4

Interest income		Principal Amt		Principal Amt		Rate of Intt	Interest 2024-25		
Date of Create	Full Period	Proportionate pd	Full days	Proportionate days	2023-24	2024-25			
1	15-09-2023	14-09-2026	01-04-2024	31-03-2025	1,095	364	2,50,000.00	7.05	19,385
2	01-12-2023	01-12-2024	01-04-2024	01-12-2024	366	245	10,01,00,000.00	7.95	55,49,509.00
3	03-12-2023	03-12-2024	01-04-2024	03-12-2024	366	247	10,00,00,000.00	8.05	56,00,110.20
4	14-12-2023	14-06-2025	01-04-2024	31-03-2025	548	364	11,00,000.00	7.75	89,076
5	29-12-2023	31-12-2024	01-04-2024	31-12-2024	368	275	2,50,00,000.00	7.55	14,59,275
6	16-02-2024	08-03-2025	01-04-2024	08-03-2025	386	342	10,00,00,000.00	8.12	78,46,300
7	24-05-2024	26-05-2025	24-05-2024	31-03-2025	367	312		7.55	46,40,409
8	10-06-2024	10-06-2025	10-06-2024	31-03-2025	365	295	7,00,00,000.00	7.72	2,89,00,888
9	28-06-2024	28-06-2025	28-06-2024	31-03-2025	365	277	45,00,00,000.00	7.72	2,89,00,888
10	19-07-2024	19-07-2025	19-07-2024	31-03-2025	365	256	27,00,00,000.00	7.72	1,62,82,466
11	26-07-2024	26-07-2025	26-07-2024	31-03-2025	365	249	10,00,00,000.00	7.75	55,95,640
12	27-08-2024	27-08-2025	27-08-2024	31-03-2025	365	217	10,00,01,000.00	7.90	55,51,137
13	30-08-2024	30-08-2025	30-08-2024	31-03-2025	365	214	25,00,00,000.00	7.81	1,19,40,715
14	31-12-2024	31-12-2025	31-12-2024	31-03-2025	365	91	25,00,00,000.00	7.84	1,18,33,793
15	31-12-2024	31-12-2025	31-12-2024	31-03-2025	365	91	2,50,00,000.00	7.55	4,84,070
					365	91	20,00,00,000.00	7.99	39,84,055
									2,24,80,718

Add : FD Matured which was created from 2023-2024.

32,64,50,000	1,71,50,01,000.00	7.75	13,22,57,545.38
Out of 13.22 crore 8.92 crore to be accrued interest			-
			(A) 13,22,57,545.38

OTHERS INTEREST (Autosweep and SB Interest)

(B) 23,00,000.00

TOTAL INTEREST

(A) + (B)

13,45,57,545.38

B)

Interest Calculation of Budget Estimate 2025-26

Total FD	1,71,50,01,000.00		
Accrd Intt.	8,92,13,172	Avg. Intt.	
	1,80,42,14,172.48	7.75%	13,98,26,598


 Accounts Officer
 West Bengal State Warehousing Corporation
 11A, 11B, Chakraborty Street, 6-Block
 700 001, Kolkata-87

No. of Godowns		Rent Per month	Total Rent (12 months)	
60	As per LA Rate	14818722	17,78,24,664.00	
2	Average Rate By F&S	504730	60,56,760.00	
			18,38,81,424.00	18,38,81,424.00
16				
1	Lalgola RIDF	LA Collector Rate	635135	76,21,620.00
2	Sarenga RIDF	Average Rate by F&S	252365	30,28,380.00
3	Ranibandh RIDF	Average Rate by F&S	252365	30,28,380.00
4	Nabagram RIDF	LA Collector Rate	111027	13,32,324.00
5	Raghunathganj-I RIDF	LA Collector Rate	635135	76,21,620.00
6	Manbazar-I RIDF	Average Rate by F&S	252365	30,28,380.00
7	Kotulpur RIDF	Average Rate by F&S	252365	30,28,380.00
8	Salboni RIDF	Average Rate by F&S	1261825	1,51,41,900.00
9	Rajganj RIDF	Average Rate by F&S	1261825	1,51,41,900.00
10	Md Bazar RIDF	Average Rate by F&S	252365	30,28,380.00
11	Jhargram RIDF	Average Rate by F&S	757095	90,85,140.00
12	Bhatar RIDF (Nasigram)	Average Rate by F&S	504730	60,56,760.00
13	Nanoor RIDF (Muiteen)	Average Rate by F&S	252365	30,28,380.00
14	Narayangarh RIDF	Average Rate by F&S	504730	60,56,760.00
15	Keshpur RIDF	Average Rate by F&S	252365	30,28,380.00
16	Aaushgram -e RIDF	Average Rate by F&S	252365	30,28,380.00
			9,22,85,064.00	9,22,85,064.00
		78 RIDF Rent		
4				
1	Kasipur RIDF	20000	1009460	1,21,13,520.00
2	Bhatar (Oregram)	25000	1261825	1,51,41,900.00
3	Bhagwanpur - II	26700	1347629	1,61,71,549.20
4	Monteswar (Putsuri)	5000	252365	30,28,380.00
		76700		4,64,55,349.20
Total RIDF	82	Total Lease Rent for 82 RIDF Godowns for the year 2024-25)		32,26,21,837.20
1	Junglekhas RKVY (10000 MT)	504730	60,56,760.00	60,56,760.00
	Arrear Lease Rent of 16 RIDF Godowns from date of offer upto mar. 2023		9,09,79,819.00	9,09,79,819.00
Total 83 godowns				
		RIDF & RKVY Lease Rent for Revised Estimate 2024-25		41,96,58,416.20
		RIDF & RKVY Lease Rent for Budget Estimate 2025-26		
82 RIDF Godowns				32,26,21,837.00
1	Goghat - I RIDF	10000	738000	88,56,000.00
1	Bengura RIDF	5000	252365	30,28,380.00
			1,18,84,380.00	1,18,84,380.00
		<u>Additional Rent for 1000 MT godowns</u>		
1	Chanchal	50473	6,05,676.00	
2	Mathabhanga	50473	6,05,676.00	
3	Gazole	50473	6,05,676.00	
4	Patrasayar	50473	6,05,676.00	
5	Kotulpur	50473	6,05,676.00	
			30,28,380.00	30,28,380.00
Total RIDF	84			
1	Junglekhas RKVY (10000 MT)	1 godown	60,56,760.00	60,56,760.00
Total 85 godowns		2025-26		34,35,91,357.00


 Accounts Officer
 West Bengal State Warehousing Corporation
 11A, Mirza Ghalib Street, B-Block
 4th Floor, Kolkata-87

				RE 2024-25	BE 2025-26
PEG Godown Income Expenditure		Per Month	Per Year		
1	Guskara PEG	540000	6480000		
2	Kharagpur PEG	749000	8988000		
3	Amtala PEG	347000	4164000		
4	Bagnan PEG	690000	8280000		
5	Raghunathpur PEG	580000	6960000		
			34872000		
				34872000	3,48,72,000.00
Private Godown Rent			78907896	78907896	8,53,08,672.00
SWC Godown Rent					
Paharpur		195505	2346060		
Haldia Deve Authority			35652		
Hermes Enterprise		13376	160512		
Kolkata Port Trust Haldia Dock Complex			0		
Kolkata Port Trust Hide Road			10191684		
Official Liquidator, High Court, Calcutta		46586	559032		
Rural Development Corporation		55732	668784		
Saharsha Housing Pvt Ltd.		10430	0		
Shri Bajrang Properties		17034	204408		
Shellac Industries Ltd.		71360	856320		
Jayshree Industrial Corporation		8908	106896		
Karnani Settlement (Tollyganj)		2013	24156		
Kalpana Pal		49156	589872		
Krishna Murari Pal		49156	589872		
Himadri Pal		32774	393288		
C.D. Properties		75278	903336		
Bhattacharya Rubber		42392	508704		
New Jalpaiguri		15103	181236		
		1687281	1687281		
			20007093	20007093	2,00,07,093.00
			Total Rent	53,37,86,989.00	14,01,87,765.00


 Account Officer
 West Bengal State Warehousing Corporation
 11A, Mirza Ghalib Street, B-Block
 4th Floor, Kolkata-87

Annexure -7

Municipal Tax	Per Qtr.	Per Year	RE 2025-26	BE 2025-26
Bankura	9405	37620		
Berhampore	35681	142724		
Dinhata	14250	57000		
English Bazar	34260	137040		
Jalpaiguri Dabgram	53464	213856		
Jalpaiguri	71078	284312		
Kaliaganj	9500	38000		
Kolkata Municipal Corporation		580197		
Krishnanagar	19594	78376		
Memari - I	8956	35824		
Raiganj	35625	142500		
Ranaghat	21894	87576		
Siliguri	26041	104164		
Tarakeswar	63377	253508		
Alipurduar		286717		
Uluberia Municipality		56949		
Egra Municipality		6544		
		2542907	25,50,000.00	26,00,000.00


 Accounts Officer
 West Bengal State Warehousing Corporation
 11A, Mirza Ghalib Street, B-Block
 4th Floor, Kolkata-87

PURCHASE OF LAND 2025-26

		<u>Rs. In Crore</u>
1.	99 years Lease land at Kalyani	Rs. 10.00
2.	99 years Lease land at Bankura, SWC	Rs. 8.00
3.	99 years Lease land at Alipurduar, SWC	Rs. 5.00
4.	99 years Lease Land at Falta	Rs. 6.00
5.	99 years Lease land at Dharmatala	Rs. <u>50.00</u>
Total –		79.00
R/o		80.00
Construction of Godown		
	Dafarpur	Rs. 15.00
	D.P. R. for Dafarpur	Rs. 2.00
	D.P.R. for Kalyani Land	Rs. <u>2.00</u>
Rs.		19.00
R/o		20.00



Accounts Officer
West Bengal State Warehousing Corporation
11A, Mirza Ghalib Street, B-Block
4th Floor, Kolkata-87

BUDGET - 2025-2026

Annexure - 9

Sl No.	Agency Name	2025-26	Amt Pay (Excl. GST)	No. of Manpower
1.	General Security & Information Services India Pvt. Ltd.	Apr'25 - Mar'26	3,29,85,069.70/-(Approx)	170
2.	ZRR Security Pvt. Ltd.	Apr'25 - Mar'26	2,73,33,694.50/-(Approx)	152
3.	DCM Vigilance & Maintenance Services Pvt. Ltd.	Apr'25 - Mar'26	2,65,25,205.94/-(Approx)	152
4.	Scientific Security Management Services Pvt. Ltd.	Apr'25 - Mar'26	2,73,59,836.66/-(Approx)	153
5.	Akriti Constructions & Manpower Suppliers (Pmt. WBO)	Apr'25 - Mar'26	1,87,66,159.43/-(Approx)	96 (SWC-Z(A)-8, Z(B)-3, RIDF-Z(A)-14, Z(B)-66, GFD(A)-5)
Total: Thirteen Crore Twenty-Nine Lakh Sixty-Nine Thousand Nine Hundred Sixty-Six only			Rs.13,29,69,966/-(Approx)	

17/2/25


Accounts Officer
West Bengal State Warehousing Corporation
11A, Mirza Ghalib Street, B-Block
4th Floor, Kolkata-87

BUDGET - 2024-2025

Annexure - 9

Sl No.	Agency Name	2024-25	Amt Pay (Excl. GST)	No. of Manpower
1.	General Security & Information Services India Pvt. Ltd.	Apr'24 - Mar'25	3,08,32,397/-(Approx)	170
2.	ZRR Security Pvt. Ltd.	Apr'24 - Mar'25	2,56,58,878/-(Approx)	152
3.	DCM Vigilance & Maintenance Services Pvt. Ltd.	Apr'24 - Mar'25	2,48,52,220/-(Approx)	152
4.	Scientific Security Management Services Pvt. Ltd.	Apr'24 - Mar'25	2,68,37,804/-(Approx)	153
5.	Akriti Constructions & Manpower Suppliers (Pmt. WBO)	Apr'24 - Mar'25	1,83,18,022/-(Approx)	96 (SWC-Z(A)-8, Z(B)-3,RIDF-Z(A)-14,Z(B)-66,GFD(A)-5)
Total: Twelve Crore Sixty-Four Lakh Ninety-Nine Thousand Three Hundred Twenty-One only			Rs.12,64,99,321 /-(Approx)	

CR 12/2/25


Accounts Officer
West Bengal State Warehousing Corporation
11A, Mirza Ghalib Street, B-Block
4th Floor, Kolkata-37