

West Bengal State Warehousing Corporation



**REVISED BUDGET ESTIMATES 2023-24
& BUDGET ESTIMATES FOR 2024-25**

**Head Office: 11A, Mirza Ghalib Street, Block – B (4th Floor)
Kolkata – 87.**

Budget
Origin

TABLE OF CONTENTS

1.	Key Performance Indicators	2-4
2.	Statement showing District-wise/Warehouse wise storage Capacity	5
3	Budget at Glance	6
4	Incomes	7
5	Expenditure at Head Office and Warehouses	8-9
7	Construction & Repair and maintenance of SWC and RIDF Godowns.	10-11
8	List of SWC, RIDF, PEG GFD and private hired Godowns	12-16

ANNUAL BUDGET
REVISED BUDGET ESTIMATES 2023-24
AND
BUDGET ESTIMATES 2024-25

The Annual Budget of West Bengal State Warehousing Corporation is required to be prepared and submitted to both the Shareholders viz. the Government of West Bengal and the Central Warehousing Corporation (A Government of India Undertaking) as per the provisions of the Warehousing Corporation Act, 1962.

KEY PERFORMANCE INDICATORS ARE GIVEN BELOW:

(Rs. in lakhs)

CAPITAL STRUCTURE	Actuals 2022-23	Budget Estimate 2023-24	Revised Estimate 2023-24	Budget Estimate 2024-25
Authorised Share Capital	800.00	800.00	800.00	800.00
Paid up Share Capital	761.40	761.40	761.40	761.40
SHARE CAPITAL CONTRIBUTION				
(a) C. W. C.	380.70	380.70	380.70	380.70
(b) State Government	380.70	380.70	380.70	380.70
TOTAL PAID-UP CAPITAL	761.40	761.40	761.40	761.40
PHYSICAL PERFORMANCE				
1. SWC Warehouses	25	25	25	25
Warehousing Capacity (inlacs MT.)	2.08	1.83	1.83	1.83
Utilisation (inlacs MT.)	1.38	1.46	1.31	1.46
Percentage Utilisation	66%	80%	70%	80%

2. RIDF				
No. of Warehouses	81	82	84	89
Warehousing Capacity (inlacs MT.)	4.84	5.09	5.46	5.66
Utilisation (inlacs MT.)	4.84	5.09	5.46	5.66
Percentage Utilisation	100%	100%	100%	100%

Mukul
Accounts Officer
West Bengal State Warehousing Corporation
11A, Mirza Ghalib Street, B-Block
4th Floor, Kolkata-87

3. GFD	Actuals 2022-23	B.E. 2023-24	R.E. 2023-24	B.E. 2024-25
No. of Warehouses	4	4	4	4
Warehousing Capacity (inlacs MT.)	1.29	1.29	1.29	1.29
Utilisation (inlacs MT.)	1.29	1.29	1.29	1.29
Percentage Utilisation	100%	100%	100%	100%

4. RKVY				
No. of Warehouses	9	9	9	9
Warehousing Capacity (inlacs MT.)	0.33	0.33	0.33	0.33
Utilisation (inlacs MT.)	0.33	0.33	0.32	0.33
Percentage Utilisation	100%	100%	97%	100%

5. PEG				
No. of Warehouses	05	05	05	05
Warehousing Capacity (inlacs MT.)	0.35	0.35	0.35	0.35
Utilisation (inlacs MT.)	0.18	0.35	0.35	0.35
Percentage Utilisation	53%	100%	100%	100%

6. Private Hired Godown				
No. of Warehouses	23	23	23	24
Warehousing Capacity (inlacs MT.)	0.58	0.57	0.69	0.76
Utilisation (inlacs MT.)	0.58	0.57	0.69	0.76
Percentage Utilisation	100%	100%	100%	100%


 Accounts Officer
 West Bengal State Warehousing Corporation
 11A, Mirza Ghalib Street, B-Block
 4th Floor, Kolkata-87

- **CAPITAL STRUCTURE**

The authorized share capital of the Corporation is Rs. 800.00 Lakhs. The Paid-up share Capital of the Corporation is Rs. 761.40 Lakhs.

- **WAREHOUSING CAPACITY**

For the year 2023-24, the total storage capacity of **SWC warehouses** would be **1.83** lakh M.T. (approx.) and percentage of utilization has been projected as **70%** i.e. **1.31** lakh M.T.(approx.) the total storage capacity for **RIDF** would be **5.46**lakh M.T. (approx.) for 84 nos. of Godowns and percentage of utilization has been projected as **100%**. The total storage capacity for **GFD** would be **1.29** lakh M.T. (approx.) for 04 nos. of Godowns and percentage of utilization has been projected as **100%**. The total storage capacity for **RKVY** would be **0.33**lakh M.T. (approx.) for 09 nos. of Godowns and percentage of utilization has been projected as **100%**. The total storage capacity for **PEG** would be **0.35** lakh M.T. (approx.) for 05 nos. of Godown and percentage of utilization has been projected as **100%**. The total storage capacity for Private Hired Godown would be **0.69** lakh M.T. (approx.) for 23nos. of Godowns and percentage of utilization has been projected as **100%**

- **Income**

For the year 2023-24 the income from the warehousing charges has been projected to **Rs. 15587.60 lakhs** and other income from investments, weighbridge fee Supervision charges on H&T, agency fee etc has been projected to **Rs.1773.73lakhs**. So total income of WBSWC is projected to **Rs. 17361.33 lakhs**.


- **Expenditure**

For the year 2023-24 the total revenue expenditure at the Head office and all the Godown level has been projected to **Rs. 7915.11 lakhs**.

- **PROFITABILITY**

In the **Budget Estimates 2023-24** it was estimated that the profit would be **Rs. 6242.35 lakhs**. But in the **Revised Budget Estimate for 2023-24** it has been calculated to be a profit of **Rs. 9446.22 lakhs**.

For the year **2024-25** the profit has been estimated to **Rs. 10634.61 lakhs**.


 Accounts Officer
 West Bengal State Warehousing Corporation
 11A, Mirza Ghalib Street, B-Block
 4th Floor, Kolkata-87

**Statement showing District /Warehouse-wise storage capacity for revised estimate 2023-24
and Budget estimate 2024-25**


[Figures shown in M.T.]

Sl. No.		Name of the Warehouse	District	Total capacity for B.E. 2022-23	Total capacity for R.E. 2023-24	Total capacity for B.E. 2024-25
[1]	[2]	[3]	[4]	[5]	[6]	[7]
1	C O N S T R U C T E D	Alipurduar	Alipurduar	5,000	5,000	5,000
2		Balurghat	Dakshin Dinajpur	4,950	4,950	4,950
3		Bankura	Bankura	5,800	5,800	5,800
4		Cossimbazar	Murshidabad	9,270	9,270	9,270
5		Dinhata	Coochbehar	4,550	4,550	4,550
6		Garbeta	Midnapur (W)	3,700	3,700	3,700
7		Hide Road	Kolkata	7,894	7,894	7,894
8		Jalpaiguri	Jalpaiguri	7,891	7,891	7,891
9		Kaliaganj	Uttar Dinajpur	8,250	8,250	8,250
10		Krishnanagar	Nadia	7,290	7,290	7,290
11		Malda	Malda	8,210	8,210	8,210
12		Memari-I	Burdwan	9,975	9,975	9,975
13		New Jalpaiguri	Jalpaiguri	12,500	12,500	12,500
14		Raiganj	Uttar Dinajpur	8,250	8,250	8,250
15		Ranaghat	Nadia	6,250	6,250	6,250
16		Siliguri	Darjeeling	13,816	13,816	13,816
17		Tarakeswar	Hoogly	13,500	13,500	13,500
		Sub-Total (A) :		1,37,096	1,37,096	1,37,096
18	L O N G T E R M	Beliaghata	Kolkata	4,900	4,900	4,900
19		Jessore Rd-I	Kolkata	5,235	5,235	5,235
20		Jessore Rd-II	North 24 Parganas	5,000	5,000	5,000
21		Memari-II	Burdwan	3,100	3,100	3,100
22		Paharpur	Kolkata	12,000	12,000	12,000
23		Sealdah	Kolkata	10,128	10,128	10,128
24		Taratata-I	Kolkata	5,300	5,300	5,300
25		Tollygung	Kolkata	2,610	1,217	1,217
		Sub-Total (B) :		48,273	46,880	46,880
		Total (A+B)		1,85,369	1,83,976	1,83,976
26		RKVY Godowns	Bankura,Dinhata,NJP,Ranaghat,Kaliaganj,Junglekhas, Garhbeta,Tarkeshwar, Balurghat	29,450	33,150	33,150
27		RIDF Godowns	Different location	4,84,000	5,45,700	5,65,700
28		Govt. Food Depot.(GFD)	Cossipore, Bagrakote Shalimar,Dabgram	1,29,775	1,29,775	1,29,775
29		Private Hired	Different location	62,326	73,252	57,506
30		PEG Godowns	Bagnan,Kharagpur,Guskara, Raghunathpur,Amtala	35,000	35,000	35,000
		Sub-Total (C) :		7,40,551	8,16,877	8,21,131
		Grand Total (A+B+C) :		9,25,920	10,00,853	10,05,107

BUDGET AT A GLANCE


(Rs. in Lakhs)

Sl. No.	PARTICULARS	Actuals 2022-23	Budget Estimate 2023-24	Revised Estimate 2023-24	Budget Estimate 2024-25
(I)	<u>Share Capital</u> Authorised Share Capital (At the year ended)	800.00	800.00	800.00	800.00
	Paid up Capital (At the year ended)	761.40	761.40	761.40	761.40
(II)	<u>Income</u>				
	Storage Income	9,955.20	12,767.33	15,587.60	17,150.47
	Other Income	1,527.55	1,739.31	1,773.73	1,950.00
	Total income (A)	11,482.75	14,506.65	17,361.33	19,100.47
	<u>Expenditure</u>				
1	Establishment Cost	778.38	845.04	778.91	797.90
2	Rent, Rates & Taxes	3,264.47	3,043.72	4,441.79	4,626.00
3	Repairs & Maintenance	411.36	1,588.61	503.03	422.14
4	Q.C. Expenses &	135.86	201.00	144.12	201.00
5	Dunnage				
6	Electricity Charges	140.14	175.00	168.87	180.00
7	Security Services	878.53	1400.00	1175.90	1327.70
8	Other operating expenses	782.98	930.92	622.49	831.12
9	Depreciation	67.47	80.00	80.00	80.00
	Total Expenditure(B)	6,459.19	8,264.29	7,915.11	8,465.86
(III)	SURPLUS (A- B)	5,023.56	6,242.35	9,446.22	10,634.61


 Accounts Officer
 West Bengal State Warehousing Corporation
 11A, Mirza Ghalib Street, B-Block
 4th Floor, Kolkata-87


I N C O M E for the Revised Estimate 2023-24 and Budget Estimate 2024-25

Sl. No	Storage Income	Actuals	B.E.	R.E.	Budget Estimate	No. of Godown	Capacity
	Godown type	2022-23	2023-24	2023-24	2024-25		in MT
1	2	3	8	7	8	9	10
		(₹)	(₹)	(₹)	(₹)		
1	RIDF	58,48,25,000	87,41,76,000	1,08,12,05,822	1,27,34,89,800	89	5,65,700
2	SWC Owned	12,44,26,651	12,00,00,000	12,65,84,921	12,80,00,000	25	1,83,976
3	PVT hired	11,51,44,250	12,50,00,000	14,07,57,408	14,10,00,000	24	76,287
4	GFD	6,66,05,017	5,50,00,000	6,97,91,612	7,00,00,000	4	1,29,775
5	PEG	7,51,40,000	4,01,02,800	3,48,72,000	4,01,02,800	5	35,000
6	RKVY	2,93,79,492	6,24,54,600	10,55,48,568	6,24,54,600	9	33,150
A	Total income from storage Charges (1-6)	99,55,20,410	1,27,67,33,400	1,55,87,60,331	1,71,50,47,200		
7	Income from Weighbridge	2,54,92,978	2,50,00,000	2,25,00,000	2,50,00,000	91 No.s of Weighbridge	
8	Others	4,34,81,608	5,87,31,114	2,57,72,942	4,00,00,000	Auction Supervision charges on H&T etc.	
9	Bank Interest on deposits & investment	8,37,80,515	9,02,00,000	12,91,00,000	13,00,00,000	Interest on FD and other interest	
B	Total Other Income (7-9)	15,27,55,101	17,39,31,114	17,73,72,942	19,50,00,000		
A + B	Total Income of WBSWC	1,14,82,75,511	1,45,06,64,514	1,73,61,33,273	1,91,00,47,200		
		(114.82) Cr	(145.06) Cr	(173.61) Cr	(191.00) Cr		


 Accounts Officer
 West Bengal State Warehousing Corporation
 11A, Mirza Ghalib Street, B-Block
 4th Floor, Kolkata-87

Expenditure at Head Office and warehouses for Revised Estimate 2023-24 and Budget Estimate 2024-25


Group	Code	Head Of Expenditure	Actual 2022-23 (₹)	BE 2023-24 (₹)	RE 2023-24 (₹)	BE 2024-25 (₹)
Establishment	411001	Directors Fees & Expenses	-	60,000	1,24,360	2,00,000
	412002	Bonus & Exgratia	5,83,883	6,24,000	6,43,800	6,99,300
	412003	Establishment Cost (Regular)	3,22,44,318	3,50,00,000	3,13,72,973	3,05,00,000
	412004	Establishment Cost (Contractual)	2,73,66,679	3,25,00,000	2,91,86,129	3,32,30,629
	412005	Establishment Cost (Outsourced)	74,73,684	70,00,000	78,54,644	65,00,000
	412006	Incentive	26,94,832	24,00,000	27,30,000	27,30,000
	412007	Liveries	-	1,20,000	-	-
	412009	Employers Contribution to Staff P.F.	26,64,698	30,00,000	23,33,145	24,50,000
	412010	Gratuity Premium	20,14,612	10,00,000	11,77,100	10,00,000
	412011	Staff Medical Expenses	1,75,543	3,00,000	1,85,179	2,00,000
	412012	Leave Salary Contribution	11,94,150	10,00,000	12,00,000	10,00,000
	413016	Insurance Premium (Medical)	14,26,422	15,00,000	10,84,119	12,80,000
			Total	7,78,38,821	8,45,04,000	7,78,91,449
Electricity Charges	413001	Electricity Charges	1,40,13,526	1,50,00,000	1,68,86,988	1,80,00,000
	413002	Electricity Charges (F&S Dept.)	-	25,00,000	-	-
		Total	1,40,13,526	1,75,00,000	1,68,86,988	1,80,00,000
Security services	413034	Security Service (SWC, GFD & Pvt Gdn)	8,78,53,224	5,00,00,000	3,59,88,217	3,55,04,000
	413035	Security Service Charges (RIDF)		7,00,00,000	6,36,90,487	7,50,96,000
	413044	Weighbridge Operator		2,00,00,000	1,79,11,217	2,21,70,000
		Total	8,78,53,224	14,00,00,000	11,75,89,921	13,27,70,000
Other Operating Expense	413003	Advertisement & Publicity	6,150	2,00,000	10,000	1,00,000
	413004	Annual Day	1,54,765	1,50,000	1,37,830	1,50,000
	413005	Audit Fees	-	2,00,000	1,54,293	1,80,000
	413006	Bank Charges	1,19,998	50,000	1,53,001	1,50,000
	413007	Vehicle Hiring Charges	59,10,381	70,00,000	56,25,784	60,00,000
	413009	Corporate Social Responsibility (CSR)	50,100	1,27,39,510	15,00,000	1,50,00,000
	413011	Entertainment & Refreshment	5,43,956	5,00,000	7,53,847	8,00,000
	413013	Examination Expenditure	-	5,00,000	-	5,00,000
	413014	Freight, Octroi, Coolie & Cartage (FOCC)	12,71,613	15,00,000	10,82,804	12,00,000
	413015	Insurance Premium (Godown)	2,28,47,029	2,00,00,000	1,13,99,470	1,20,00,000
	413017	Taxes & GST	2,93,54,273	3,00,00,000	3,21,98,181	3,50,00,000
	413018	Legal Expenses	52,82,240	25,00,000	17,65,985	20,00,000
	413021	Meeting Expenses	70,156	10,00,000	1,56,457	4,00,000
	413022	Meeting Expenses	30,000	50,000	1,00,000	1,00,000
	413022	Member Subscription (NAWC)	10,38,016	10,00,000	9,52,483	10,00,000
	413023	Miscellaneous Expences	5,52,027	5,00,000	6,28,338	7,00,000
	413025	Maintenance & Cleaning Consumables	64,068	1,00,000	81,404	1,00,000
	413026	Newspaper, Books & Periodicals	-	5,00,000	75,110	2,00,000
	413027	Office Furniture, Equipment & Utensils	-	2,50,000	80,882	2,00,000
	413028	Petty Conveyance	1,11,758	5,00,000	1,01,534	2,00,000
	413029	Postage & Courier	79,534	5,00,000	1,86,600	2,50,000
	413030	Consultation & Professional Fees	7,44,154	10,00,000	7,84,814	22,34,348
	413036	Software Developmnet Charges	-	10,00,000	-	4,91,384
	413045	Server and Backup	7,59,684	1,50,000	-	3,53,990
	413046	Server and Backup	-	4,00,000	-	-
	413046	AMC of Biometric Attendance System/WMS	-	-	79,350	1,00,000
	413037	Staff Welfare & Sports	57,300	-	5,91,228	6,00,000
	413039	T.A. & D.A.	5,38,375	5,00,000	8,56,420	10,00,000
	413040	Telephone & Internet Charges	9,06,214	10,00,000	10,000	1,00,000
	413041	Training Expenses	3,63,570	-	2,500	2,500
	413042	Corporation Porfession Tax	2,500	2,500	3,90,858	3,00,000
	413043	Expenses Against F & S Deptt.	45,49,027	50,00,000	-	-
	413012	Entertainment & Refreshment (F&S Dept.)	-	2,00,000	-	-
	413019	Legal Expenses (F&S Dept.)	8,76,480	25,00,000	10,15,000	-
	413024	Miscellaneous Expences (F&S Dept.)	13,848	2,00,000	-	-
	414001	Printing & Stationary	14,83,597	12,00,000	11,00,704	12,00,000
414002	Computer Peripherals & Accessories Purchase	4,00,051	5,00,000	1,42,362	3,00,000	
414002	Computer Peripherals & Accessories Purchase	1,17,299	2,00,000	1,31,864	2,00,000	
414003	Books, Registers & Articles Printing	-	-	-	8,31,12,222	
		Total	7,82,98,162	9,30,92,010	6,22,49,103	8,31,12,222


Accounts Officer
West Bengal State Warehousing Corporation
 11A, Mirza Ghalib Street, B-Block
 4th Floor, Kolkata-87

Expenditure at Head Office and warehouses for Revised Estimate 2023-24 and Budget Estimate 2024-25

	Head of Expenditure	(₹)	(₹)	(₹)	(₹)	
QC Expense and Dunnage	413010	Dunnage Purchase	55,00,433	1,00,00,000	57,43,198	1,00,00,000
	413031	QC Equipments (Repairing)	-	1,00,000	10,638	1,00,000
	413032	QC Treatment Bills	80,85,145	1,00,00,000	86,57,903	1,00,00,000
		Total	1,35,85,578	2,01,00,000	1,44,11,739	2,01,00,000
Depreciation	413047	Depreciation	67,46,814	80,00,000	80,00,000	80,00,000
Repair & Maintenance	416001	Computer Repair & Maintenance	2,29,989	3,00,000	1,01,229	2,00,000
	416002	Annual Maintenance Contract (Hardware)			1,53,164	1,53,164
	416002	Annual Maintenance Contract (Software)	3,57,390	4,00,000	3,58,388	3,58,388
	416003	Repair & Maintenance (Civil)	2,59,41,167	14,29,06,762	3,83,70,451	2,45,07,324
	416004	Repair & Maintenance (Elec)	50,80,230	52,53,756	57,70,997	69,95,492
	416007	Weighbridge Repair & Maintenance & AMC	95,26,787	1,00,00,000	55,49,319	1,00,00,000
		Total	4,11,35,564	15,88,60,518	5,03,03,548	4,22,14,368
Rent Rates & Taxes	416001	Municipality / Panchayat Taxes		20,00,000	25,42,907	26,00,000
	416002	Water Taxes		20,00,000		
	416003	Rent (SWC, PEG, Pvt Godowns)	32,64,47,459	10,03,72,000	10,56,89,145	11,00,00,000
	416004	Lease Rent (RIDF Godown)		20,00,00,000	33,59,46,708	35,00,00,000
	Total	32,64,47,459	30,43,72,000	44,41,78,760	46,26,00,000	
	421003	Bad Debt Written Off	-	-	-	-
	Grand Total	64,59,19,146	82,64,28,528	79,15,11,507	84,65,86,519	

Group	Sl No	Particulars	Actual 2022-23	BE 2023-24	RE 2023-24	BE 2024-25
Capital Expenditure	works	Purchase of land	-	15,00,00,000	10,50,000	50,00,00,000
		Const., Of warehouses	-	11,50,00,000	-	5,00,00,000
		Office Building at salt lake.	-	-	-	5,00,00,000
	others	Furniture & Fixture	9,20,838	15,00,000	4,56,039	10,00,000
		Equipment & Machinery	4,57,235	5,00,000	3,91,991	5,00,000
		Purchase of Computer	9,34,107	15,00,000	7,20,918	11,18,000
		Purchase Mobile Phone	1,86,976	2,00,000	11,999	2,00,000
		QC Equipment (Machinery)	23,17,810	20,00,000	12,83,569	20,00,000
		Major Renovation Work (Capital Expenditure)	94,31,552	-	-	-
		Electrical Installation including Solar Panel	-	31,34,713	13,87,809	-
		Grand Total	1,42,48,519	27,38,34,713	53,02,325	60,49,58,000


 Accounts Officer
 West Bengal State Warehousing Corporation
 11A, Mirza Ghalib Street, B-Block
 4th Floor, Kolkata-87

Proposed Repair & Maintenance work (ELECTRICAL) for 2024-25

RIDF GODOWNS

1	Repair & maintenance of RIDF Raghunathganj		
2	Repair & maintenance of RIDF Suri		3,00,000.00
3	Repair & maintenance of RIDF Kotulpur		2,00,000.00
4	Repair & maintenance of RIDF Hanskhali		1,50,000.00
5	Repair & maintenance of RIDF Guskara		2,00,000.00
6	Repair & maintenance of RIDF Egra		2,00,000.00
7	Repair & maintenance of RIDF Saktia		2,00,000.00
8	Repair & maintenance of RIDF Rampurhat		1,50,000.00
9	Repair & maintenance of RIDF Old Malda		1,50,000.00
Total			17,00,000.00

SWC WAREHOUSE

1	Electrical work at Jalpaiguri Warehouse		
2	Electrical work at Bankura Warehouse		2,50,000.00
3	Repairing of Alipurduar Warehouse		1,50,000.00
4	Repairing of Dinhata Warehouse		2,00,000.00
5	Repairing of Memari-I Warehouse		2,00,000.00
Total			10,00,000.00

GFD GODOWNS

1	Annual maintenance work at GFD Cossipore		4,95,492.00
2	Compound light at GFD Cossipore		6,00,000.00
3	E.I work at GFD Cossipore		6,00,000.00
4	Lighting conductar system at GFD Cossipore (Gd. No. 8, 9, 10, 11, 12, 13, 14 & 15)		6,00,000.00
5	Lighting conductar system at GFD Cossipore (Gd. No. 5, 6, 66, 67, 68, 69, 70 & 71)		6,00,000.00
6	Lighting conductar system at GFD Cossipore (Gd. No. 50, 51, 52, 53, 54, 55, 56, 57 & 58)		6,50,000.00
7	Electrical repairing work at GFD Bagrakote		3,00,000.00
8	Electrical repairing work at GFD Shalimar		1,50,000.00
Total			39,95,492.00

OTHERS EXPENSES


3,00,000.00

Grand Total of Electrical works

69,95,492.00

List of SWC Godowns

Sl No.	District	Godown		Own Warehouses		
				Capacity (Food+Non-Food)	Food	Non-food
1	Alipurduar	1	Alipurduar	5000	3041	1959
2	Bankura	2	Bankura	5800	1250	4550
3	Burdwan	3	Memaril-I	9975	0	9975
		4	Memari II	3100	0	3100
4	Coochbehar	5	Dinhata	4550	4550	0
5	Dakshin Dinajpur	6	Balurghat	4950	0	4950
6	Darjeeling	7	Siliguri	13816	0	13816
7	Jalpaiguri	8	Jalpaiguri	7891	4583	3308
		9	New Jalpaiguri	12500	5000	7500
8	Kolkata	10	Beliaghata	4900	0	4900
		11	Paharpur	12000	0	12000
		12	Sealdah	10128	0	10128
		13	Tollygunge	1217	0	1217
		14	Hide Road	7894	0	7894
		15	Jessore Road-I	5235	0	5235
9	Malda	16	Malda	8210	2880	5330
10	Midnapur (W)	17	Garbeta	3700	0	3700
11	Murshidabad	18	Cossimbazar	9270	0	9270
12	Nadia	19	Krishnanagar	7290	0	7290
		20	Ranaghat	6250	4988	1262
	North 24 Parganas	21	Jessore Road-II	5000	0	5000
14	Hoogly	22	Tarakeswar	13500	0	13500
15	South 24 Parganas	23	Taratata-I	5300	0	5300
16	Uttar Dinajpur	24	Kaliaganj	8250	3300	4950
		25	Raiganj	8250	0	8250
Total				183976	29592	154384


 Accounts Officer
 West Bengal State Warehousing Corporation
 11A, Mirza Ghalib Street, B-Block
 4th Floor, Kolkata-87

List of RIDF Godown.

Sl No.	District		Godown	Capacity (MT)
1	Alipurduar	1	Falakata	5000
2	Coochbehar	2	Mathabhanga	5000
		3	Shitalkuchi	5000
3	Bankura	4	Bankura Sadar	5000
		5	Patrasayar	5000
		6	Sarenga	5000
		7	Ranibandh	5000
4	Birbhum	8	Rampurhat	5000
		9	Suri	5000
		10	Santhia	5000
		11	Bolpur	5000
		12	Dubrajpur	5000
5	Dakshin Dinajpur	13	Nanoor	5000
		14	Balurghat	5000
		15	Kumarganj	5000
6	Hoogly	16	Tapan	5000
		17	Dhaniakhali	5000
		18	Singur	5000
		19	Balagarh	5000
7	Howrah	20	Jangipara	5000
		21	Uluberia	5000
8	Malda	22	Old Malda	5000
		23	Gazole	5000
		24	Chanchal	5000
9	Murshidabad	25	Bharatpur	5000
		26	Kandi	5000
		27	Hariharpur	5000
		28	Khargram	5000
		29	Lalgola	10000
		30	Nabagram	2000
10	Nadia	31	Krishnanagar	5000
		32	Tehatta	5000
		33	Hanskhali	5000
11	North 24 Parganas	34	Habra	5000
		35	Basirhat	5000
		36	Deganga	5000
		37	Gaighata	5000
		38	Basirhat II	5000
		39	Bangaon	5000
12	Purba Bardhaman	40	Bagdah	5000
		41	Guskara	5000
		42	Memari	5000
		43	Ketugram	5000
		44	Katwa	5000
		45	Bhatar	5000
		46	Nari	5000
47	Purbasthali	5000		

		48	Monteswar	5000
		49	Mongolkot	5000
		50	Kalna	5000
	Purba Bardhaman	51	Galsi I	5000
		52	Galsi II	5000
		53	Galsi III	5000
		54	Galsi IV	5000
		55	Galsi V	5000
13	Purba Midnapur	56	Panskura	5000
		57	Contai	5000
		58	Saktia	5000
		59	Egra	5000
		60	Haripur	5000
14	Purulia	61	Joypur	5000
15	South 24 Parganas	62	Mathurapur	5000
		63	Bishnupur	5000
		64	Diamond Harbour	5000
16	Uttar Dinajpur	65	Islampur	5000
		66	Itahar	5000
				332000
	Purulia	67	Manbazar	5000
	Murshidabad	68	Raghunathganj	10000
	Paschim Medinipur	69	Salbani	25000
	Jhargram	70	Jhargram	15000
	Birbhum	71	Md Bazar	5000
	Purba Burdwan	72	Bhatar - II (Nasigram)	10000
	Dakshin Dinajpur	73	Tapan II	2000
	Bankura	44	Kotulpur	5000
	Birbhum	75	Nanoor II	5000
	Jalpaiguri	76	Rajganj	25000
	Paschim Medinipur	77	Narayangarh	10000
	Paschim Medinipur	78	Keshpur	5000
	Purba Burdwan	79	Ausgram	5000
	Purba Burdwan	80	Monteswar (New)	5000
	Purulia	81	Kashipur	20000
	Purba Burdwan	82	Bhatar (Orgram)	25000
	Purba Medinipur	83	Bhagawanpur - II	26700
	Hooghly	84	Goghat - I	10000
	Purulia	85	Purulia - I	5000
	Paschim Medinipur	86	Garbeta - I	5000
	Paschim Medinipur	87	Garbeta - III	5000
	Paschim Medinipur	88	Pingla	2000
	Paschim Medinipur	89	Sabang	3000

TOTAL 233700

GRAND TOTAL 565700

List of PEG Godowns


Sl No.	District	Godown	Capacity (MT)
1	Howrah	Bagnan	10000
2	Purulia	Raghunathpur	5000
3	Paschim Medinipur	Kharagpur	10000
4	Purba Bardhaman	Guskara	5000
5	South 24 Pargans	Amtala	5000
Total:			35000

List of GFD Godowns

Sl No.	District	Godown	Capacity (MT)
1	Darjeeling	Bagrakote	17400
2	Howrah	Shalimar	25500
3	Kolkata	Cossipore	71275
4	Jalpaiguri	Dabgram	15600
Total:			129775


List of RKVY Godowns

Sl No.	District	Godown	Capacity (in M.T.)
1	Bankura	Bankura	4000
2	Coochbehar	Dinhata	2200
3	Jalpaiguri	New Jalpaiguri	7500
4	Nadia	Ranaghat	1000
5	Uttar Dinajpur	Kaliyaganj	1250
6	Hooghly	Tarekeshwar	1000
7	Paschim medinipur	Garhbeta	2500
8	Paschim medinipur	Jungalkhas	10000
9	Dakshin Dinajpur	Balurghat	3700
Total:			33150


Accounts Officer
West Bengal State Warehousing Corporation
11A, Mirza Ghalib Street, B-Block
4th Floor, Kolkata-87

District-wise Capacity of Private Hired Godowns

SI No.	District		Godown	Capacity (MT)
1	Alipurduar	1	ISJ Food Products Pvt. Ltd.	7600
2	Cooch Behar	2	Madan Mohan Warehouse	1800
		3	Annapurna Food & Storage	3950
		4	Madan Mohan Logistics	1405
3	Nadia	5	BENFED	2800
4	Jhargram	6	MB Grains	2600
5	Malda	7	Niranjan Agarwal	3738
		8	Krishnapur SKUS Ltd	1150
		9	Samsi Co-Op Marketing Society	2000
		10	Malda Mango Co-Operative Society Ltd.	1896
6	North 24 Parganas	11	Kawkepara – II Hired Godown	2292
		12	Kawkepara – III Hired Godown	2700
8	Purulia	13	Hura Hired Godown (Unit-I)	1052
		14	Hura Hired Godown (Unit-II)	1074
		15	Hura Hired Godown (Unit-III)	1275
		16	Mukesh Kumar Jhunjhunwala	1650
9	South 24 Pgs.	17	Biswas Enterprise	1040
		18	Aeindri Agro Food Products	5975
		19	SS Warehouse	4077
		20	Srejal Shaw	4076
		21	Nilufa Yasmin	4487
10	Uttar Dinajpur	22	Radha Krishna Rural Godown	6250
		23	Buddhadeb Deb (Dayamoy Deb)	4000
		24	Buddhadeb Deb (Dayamoy Deb)	7400
			Total	76287


 Accounts Officer
 West Bengal State Warehousing Corporation
 11A, Mirza Ghalib Street, B-Block
 4th Floor, Kolkata-87