

O/c

West Bengal State Warehousing Corporation
(A Government Undertaking)
Khadya Bhavan, B-Block, (4th Floor)
11A, Mirza Ghalib Street,
KOLKATA-700087.
Website: www.warehousingwb.com
Email: com-sec@wb.gov.in

=====

Memo No. **2398** / WBSWC-13013(12)/1/2019-COMM SEC(WBSWC)-WBSWC

Date:13/03/2025

C I R C U L A R

This is to notify all concern that the revised storage tariff schedule of West Bengal State Warehousing Corporation will be introduced w.e.f. 01.04.2025. All of the Warehouse in-charges are hereby instructed to follow the instruction/guidelines attached hereto. For any special rebate etc. the matters should be forwarded to the authority of the Corporation. The Warehouse in-charges are also hereby instructed to inform all the existing depositors of the warehouse(s) under his/her disposal about the revised storage tariff schedule with proper acknowledgement. Any deviation will be viewed seriously.

A copy of the Schedule as approved by the Board of WBSWC in its 291st meeting held on 05.03.2025 is annexed:

- a) Annexure 1 : Centre - wise Area basis Storage Schedule. (Encl. 01 page)
- b) Annexure 2 : Commodity-wise Storage Schedule. (Encl. 07 pages)

1. The existing rebate of 10% to Co-operative Societies will be continued and a rebate of 15% may be allowed to farmers, i.e, bonafide agriculturists/primary producers for the storage of their product raised by themselves of their land.
2. If the Corporation allotted any space on guaranteed occupancy / joint locking self-operation/special arrangements basis mentioning the provision that revised rate will be applicable with effect from the date of such revision, the existing rate will be discontinued w.e.f. 01.04.2025 and new enhanced rate will be implemented from that date positively.
3. Storage rate (Area Basis) at GFD Cossipore & GFD Shalimar Godown may be fixed at Rs. 30/-per sq. ft. per month (Previous rate Rs. 28/-) considering the rates of surrounding godowns as also their location. Storage rate (Area Basis) at GFD Bagrakote may be fixed at Rs. 22/- per sq. ft. per month (previous rate Rs.20/-).
4. For the SWC warehouses where F&S Deptt., Govt. of W.B. stored their procured rice, the existing rate is Rs. 140/- per MT per month. Now, it is proposed to enhance Rs. 10/-per MT per month i.e. the revised rate is Rs. 150/- per MT per month.

5. GST or any other tax as levied by the Central Govt./local bodies, if any, will be charged extra if applicable in addition to storage and/or insurance charges etc. The Ad Valorem surcharges including insurance to be charged separately except for food grains where the tariffs are fixed inclusive of such charges. The Ad Valorem surcharges may continue for actual occupancy / micro guaranteed occupancy and guaranteed occupancy business at the same rate of Rs. 0.10 per hundred rupees values of stocks per month except chemical fertilizers. In case of chemical fertilizer stocks Ad valorem surcharge will be Rs. 0.05 per hundred rupees value of stocks per month.

6. Ad valorem charges shall be added as applicable.

7. The storage rates will be increased automatically up to 15% (maximum) after three years (from 01.04.2028), if the rate not revised formally. This is as per the principle prescribed by the L& LR Deptt., Govt. of W.B. for revision of rent of premises taken on hire for public purpose.

8. The items not covered under the present schedule will be considered on case to case basis by a special committee viz. 'Revision of Storage Tariff Schedule' Committee, consisting of OSD & EO Secretary, WBSWC (Chairman); General Manager (Storage), WBSWC (Convener); C.G.M. (Finance), WBSWC (Member); G.M. (Finance), WBSWC (Member); Z.O. (Storage), WBSWC (Member).

9. If storage space is allotted on Self Operation (SO) Basis, Rate of Sq. ft. (Area) basis will be applicable. Whereas, if space is allotted on Guaranteed Occupancy (GO) or Micro Guaranteed Occupancy (MGO) Basis, Commodity-wise rate will be applicable.

Exception: i.) Food Grains stored by F&S Deptt., Govt. of W.B. ii.) Chemical Fertilizer, iii.) Cement stored; Commodity-wise storage rate (Annexure-II) will be applicable.

10. Rebate on account of bulk storage and other special circumstances shall be decided on case to case basis with prior approval of the Head Office of the Corporation. Allowing of such rebate will depend on different factors viz. the location of the warehouse, its condition general occupancy rate, other ancillary facilities like Weighbridge, Railway Sidings/Terminals etc. However, this rebate will not be allowed in case of Co-Operative Societies or bonafide farmers for whom separate rebate is proposed at point no. 1.


The allowable rebate for bulk storage may be upto 10% on the existing tariff for minimum occupancy of 1250 MT for one year.

Encl.: As stated.


OSD & EO (Secretary)

Copy forwarded for information & taking necessary action to:

1. All Warehouse in-charges of WBSWC Warehouses, for information and Compliance.
2. All Officers of the WBSWC posted at H.O.
3. The Regional Managers, Central Warehousing Corporation, R.O. Kolkata.
4. The Director of Storage, F&S Deptt., Govt. of West Bengal.
5. The Director of Finance, F&S Deptt., Govt. of West Bengal.
6. All DCF&S(s), F&S Deptt., Govt. of West Bengal.
7. The P.A to the Managing Director, WBSWC.
8. The Asst. Secretary, F&S Deptt, Govt. of West Bengal.
9. Bulk Depositors like IFFCO, RCFI, CCI, RDC, FCI etc.
10. Guard File.



OSD & EO (Secretary)

West Bengal State Warehousing Corporation**Location-wise Schedule of Storage Rate w.e.f. 01.04.2025**

Sl No.	Centre Name	Revised Storage Rate for Covered Space per sq.ft. per month (Rs.)	Revised Storage Rate for Semi-covered Space per sq.ft. per month (Rs.)	Revised Storage Rate for Open Space per sq.ft. per month (Rs.)
1	Alipurduar	18.00	12.00	10.00
2	Balurghat	18.00	NA	NA
3	Bankura	18.00	NA	NA
4	Bankura (Office)	27.00	NA	NA
5	Beliaghata	26.00	NA	NA
6	Beliaghata (Higher Floor)	24.00	NA	NA
7	Cossimbazar	19.00	NA	NA
8	Dinhata	19.00	NA	NA
9	Garbeta	18.00	NA	NA
10	Hide Road	22.00	NA	NA
11	Jalpaiguri	18.00	12.00	10.00
12	Jessore Road - I	22.00	NA	NA
13	Jessore Road - II	18.00	NA	NA
14	Kaliaganj	16.00	12.00	10.00
15	Krishnanagar	19.00	NA	NA
16	Malda	20.00	NA	NA
17	Malda (Office)	27.00	NA	NA
18	Memari I	18.00	12.00	10.00
19	Memari-II	18.00	NA	NA
20	New Jalpaiguri	20.00	NA	NA
21	Paharpur	20.00	NA	NA
22	Raiganj	18.00	12.00	10.00
23	Ranaghat	23.00	NA	NA
24	Sealdah	28.00	17.00	14.00
25	Sealdah (Higher Floor)	25.00	NA	NA
26	Siliguri	18.00	NA	NA
27	Tarakeswar	18.00	12.00	10.00
28	Tarakeswar (Office)	27.00	NA	NA
29	Taratala-I	22.00	NA	NA
30	Tollygunge	22.00	NA	NA
31	Cossipore	30.00	NA	NA
32	Cossipore (Higher Floor)	25.00	NA	NA
33	Proposed godown at Dharmatalla, Howrah	32.00	24.00	16.00

OSD & EO Secretary
WBSWC

General Manager (Storage)
WBSWC

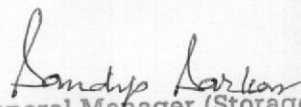
Annexure - II

1	Type-I Warehouses :	Warehouses located at Kolkata,Howrah,South 24 Parganas & North 24 Parganas					
2	Type-II Warehouses:	Rest of All					
West Bengal State Warehousing Corporation							
Commodity-wise Storage Schedule w.e.f. 01.04.25							
Serial No.	Name of the Commodity	Type of Package	Net Weight in kg or No. of Packages	Stack height of Unit	Net Weight	Rate for Type-I SWC Warehouses	Rate for Type-II SWC Warehouses
						Rate/ MT/Month (Rs)	Rate/ MT/Month (Rs)
A.	Agricultural Products						
I	Food Grains						
1	Rice	Bag	Up To 50	20	Per MT	165.00	160.00
2	Rice (For F&S Deptt.)	Bag	Up To 50	20	Per MT	150.00	
3	Wheat	Bag	Up To 50	20	Per MT	144.00	133.00
4	Paddy	Bag	Up To 50	13	Per MT	179.00	167.00
5	Maize	Bag	Up To 50	20	Per MT	133.00	127.00
6	Oats or Its Equivalent	Bag	Up To 50	20	Per MT	133.00	127.00
II	Food Products						
1	Beaten Rice,Parched Rice	Bag	Up To 50	12	Per MT	121.00	104.00
2	Flour,Soji (Rawa), Bason or its like	Bag	Up To 50	12	Per MT	202.00	185.00
3	Sajo	Bag	Up To 50	18	Per MT	104.00	98.00
III	Pulses						
1	Bengal Gram,Green Gram, Black Gram, Peas, Lentils & All Types of Pules	Bag	Up To 50	20	Per MT	138.00	132.00
IV	Sugar & Gur/Jaggery						
1	Sugar & Khanesaru	Bag	Up To 50	20	Per MT	92.00	87.00
2	Gur and Gur Lumps	Bag	Up To 50	5	Per MT	196.00	185.00
V	Edible Oils						
1-(I)	Groundnut, Mustard, Hydrogenated Vegetable Oils, Coconut Oils.	Tin	Up To 20	5	Per MT	127.00	110.00
1-(II)	Groundnut, Mustard, Hydrogenated Vegetable Oils, Coconut Oils.	Carton	Up To 12 Ltr	5	Per MT	127.00	110.00
2	Ghee Vanaspati	Tin	Up To 20	5	Per MT	139.00	110.00

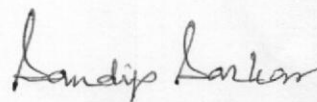
Sandip Barman

General Manager (Storage)
W. B. State Warehousing Corporation
11A, Mirza Ghalib Street
Kolkata-700 087

West Bengal State Warehousing Corporation							
Commodity-wise Storage Schedule w.e.f. 01.04.25							
Serial No.	Name of the Commodity	Type of Package	Net Weight in kg or No. of Packages	Stack height of Unit	Net Weight	Rate for Type-I SWC Warehouses	Rate for Type-II SWC Warehouses
						Rate/MT/Month (Rs)	Rate/MT/Month (Rs)
VI	Non-edible Oils						
1	Neem Oil,Castor Oil	Tin/Drum	Up To 20	5	Per MT	271.00	162.00
VII-A	Oil Seeds (Edible)						
1	Mustard	Bag	Up To 50	20	Per MT	139.00	116.00
2	Seasam,Copra,Niger	Bag	Up To 70	20	Per MT	139.00	116.00
3	Groundnut,Poppy	Bag	Up To 100	20	Per MT	185.00	162.00
VII-B	Seeds (Non Edible)						
1	Neem,Hemp,Cottons and Linseed	Bag	Up To 50	18	Per MT	179.00	167.00
2	Wheat	Bag	Up To 50	12	Per MT	133.00	121.00
3	Paddy	Bag	Up To 50	12	Per MT	133.00	121.00
4	Jowar,Maize,Bazra, Jute etc. including Certified Seeds of All Varieties	Bag	Up To 50	10	Per MT	167.00	150.00
VIII	Spices						
1	Turmeric/Haldi,Zeera, Dry Ginger, Methi(Fenugreek)	Bag	Up To 50	16	Per MT	162.00	150.00
2	Dried Chilli	Bag	Up To 40	10	Per MT	243.00	231.00
3	Black Pepper (Kala Morich)	Bag	Up To 50	15	Per MT	243.00	231.00
4	Arecanut Supari (Betel Nut)	Bag	Up To 50	15	Per MT	243.00	231.00
5	Cloves	Cartoon Box	Up To 10	20	Per MT	243.00	231.00
IX	Fiber & Fiber Products						
1	Cotton Lint/Cotton Yarn (Fully Pressed)	Bales	Up To 200	6	Per MT	231.00	219.00
2	Jute/Hemp (Fully Pressed)	Bales	Up To 200	8	Per MT	231.00	219.00
3	Gunny Bags	Bundles/Bales (Up To 250 kg)	Up To 60 Units	5	Per MT	231.00	196.00
4	Poly Bags	Bundles/Bales (Up To 250 kg)	Up To 60 Units	5	Per MT	266.00	219.00
X	Oil Cake						
1	All Types of Oil Cakes Made from Cotton Seeds	Bag	Up To 75	15	Per MT	116.00	104.00
2	Neem Seeds	Bag	Up To 75	15	Per MT	116.00	104.00
3	Mustard Seeds	Bag	Up To 75	15	Per MT	116.00	104.00
4	Linseeds	Bag	Up To 75	15	Per MT	116.00	104.00
5	Groundnut Seeds	Bag	Up To 75	15	Per MT	116.00	104.00


 General Manager (Storage)
 W. B. State Warehousing Corporation
 11A, Mirza Ghalib Street
 Kolkata-700 087

West Bengal State Warehousing Corporation							
Commodity-wise Storage Schedule w.e.f. 01.04.25							
Serial No.	Name of the Commodity	Type of Package	Net Weight in kg or No. of Packages	Stack height of Unit	Net Weight	Rate for Type-I SWC Warehouses	Rate for Type-II SWC Warehouses
						Rate/MT/Month (Rs)	Rate/MT/Month (Rs)
XI	Salad Oil/Blended Food etc.						
1	Bulgar Wheat	Bag	Up To 25	20	Per MT	92.00	81.00
2	Blended Food Products Corn	Bag	Up To 25	22	Per MT	152.00	139.00
3	Soyabean	Bag	Up To 25	22	Per MT	152.00	139.00
4	Milk Powder	Bag	Up To 25	22	Per MT	152.00	139.00
5	Salad Oil					203.00	191.00
6	Butter Oil					203.00	191.00
XII	Feed & Fodder (for Cattle)						
1	Wheat	Bag	Up To 50	12	Per MT	127.00	116.00
2	Rice	Bag	Up To 50	12	Per MT	127.00	116.00
3	Gram	Bag	Up To 50	12	Per MT	127.00	116.00
4	Husk or Bran	Bag	Up To 50	12	Per MT	127.00	116.00
5	Cattle Feed(Processed)	Bag	Up To 50	12	Per MT	127.00	116.00
6	Cattle Feed (Un-Processeed)	Bag	Up To 50	12	Per MT	75.00	64.00
XIII	Fertilizer						
1	All Chemical Fertilizer	Bag	Up To 50	20	Per MT	62.00	62.00
2	Urea	Bag	Up To 50	20	Per MT	62.00	62.00
3	DAP	Bag	Up To 50	20	Per MT	62.00	62.00
4	MOP	Bag	Up To 50	20	Per MT	62.00	62.00
5	SSP	Bag	Up To 50	20	Per MT	62.00	62.00
6	Bone Dust	Bag	Up To 50	16	Per MT	62.00	62.00
7	Khol and Other Manures	Bag	Up To 50	16	Per MT	62.00	62.00
XIV	Miscellaneous (Consumable)						
1	Tea	Chest/Bag	Up To 60	6	Per Chest/Bag	18.00	18.00
2	Coffee	Chest/Bag	Up To 60	6	Per Chest/Bag	18.00	18.00
3	Common Salt(Iodised)	Bag/Packet	Up To 50	16	Per MT	116.00	116.00
4	Biri Leaves	Bag/Bundle	Up To 50	6	Per MT	162.00	127.00
5	Tobaco	Bag/Bundle	Up To 40	4	Per MT	289.00	243.00



 General Manager (Storage)
 W. B. State Warehousing Corporation
 11A, Mirza Ghalib Street
 Kolkata-700 087

West Bengal State Warehousing Corporation							
Commodity-wise Storage Schedule w.e.f. 01.04.25							
Serial No.	Name of the Commodity	Type of Package	Net Weight in kg or No. of Packages	Stack height of Unit	Net Weight	Rate for Type-I SWC Warehouses	Rate for Type-II SWC Warehouses
						Rate/ MT/Month (Rs)	Rate/ MT/Month (Rs)
B.	Industrial Products						
XV	Industrial Items						
1	All Metals like Steel Copper in Sheet,Bars,Slabs Wires,Ingots,Pipes,Rods and Similar Other Form etc.	Bar/ Bundle			Per MT	208.00	198.45
2	Aluminium Brass in Sheet, Bars, Slabs Wires,Ingots, Pipes, Rods and Similar Other Form etc.	Bar/ Bundle			Per MT	208.00	198.45
3	Lead in Sheet,Bars,Slabs Wires,Ingots,Pipes,Rods and Similar Other Form etc.	Bar/ Bundle			Per MT	208.00	198.45
4	Tin e in Sheet,Bars,Slabs Wires,Ingots,Pipes,Rods and Similar Other Form etc.	Bar/ Bundle			Per MT	208.00	198.45
5	Heavy Steel or Other Metal Structure/Joint Beam Trust,Truss etc.	Bulk			Per MT	335.00	285.00
6	Metal Scrap Compressed in the Shape of Pallets or Other Shapes	Pallets			Per MT	751.00	638.00
7	GI/Tin Sheds	Pallets			Per MT	231.00	196.00
7	Metal Scrap in Loose Packed in Bags	Bag	Up To 100	10	Per MT	1155.00	982.00
XVI	Chemicals (including Pesticides)						
1	All Chemicals in Powder Form	Bag	Up To 50	10	Per MT	404.00	343.00
2	All Chemicals in Liquid or Powder Form Packed in	Toons/Pall	Up To 60	8	Per MT	462.00	393.00
3	All Chemicals in Liquid Form Packed in	Drum/Barrel			Per MT	520.00	442.00

Sandip Sarkar
 General Manager (Storage)
 W. B. State Warehousing Corporation
 11A, Mirza Ghalib Street
 Kolkata-700 087

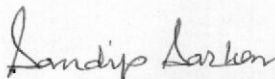
West Bengal State Warehousing Corporation							
Commodity-wise Storage Schedule w.e.f. 01.04.25							
Serial No.	Name of the Commodity	Type of Package	Net Weight in kg or No. of Packages	Stack height of Unit	Net Weight	Rate for Type-I SWC Warehouses	Rate for Type-II SWC Warehouses
						Rate/ MT/Month (Rs)	Rate/ MT/Month (Rs)
XVII	Paper & Paper Products						
1	Paper Cut to Shape & Size	Paper Pack			Per MT	173.00	139.00
2	Insulating Paper	Paper Pack			Per MT	254.00	231.00
3	Filter Paper	Paper Pack			Per MT	254.00	231.00
4	Tissue Paper	Paper Pack			Per MT	254.00	231.00
5	News Print	Rolls			Per MT	173.00	139.00
6	Kraft Paper	Rolls			Per MT	173.00	139.00
7	Printed Matter/Book etc.	Carton	Up To 60	15	Per MT	231.00	167.00
8	Paper Pulp	Bags	Up To 100	12	Per MT	208.00	144.00
XVIII	Cotton & Woolen Products						
1	Hosiery Goods, Blankets, Cloth, Synthetic. Woolen Garments	Bale/Bundle	Up To 200	6	Per MT	497.00	323.00
2	Raw Greasy Wool, Woolen Garments etc	Bale/Bundle	Up To 200	6	Per MT	497.00	375.00
3	Silk Velvet etc in Raw or Finished Form	Bale/Bundle	Up To 100	6	Per MT	612.00	462.00
XIX	Fiber Glass, Rubber & Polythene Products						
1	All Fiber Glass Materials	Any Form	Up To 60	6	Per MT	497.00	410.00
2	Tyres and Tubes (Cycles, 2 Wheelers, 4 Wheelers)	Any Form			Per MT	208.00	156.00
3	Polythene Pipes	Any Form			Per MT	208.00	156.00
4	Polythene Granules, Synthetic Rubber, Nylon, Moulding Powder and Iems Similar Nature	Bags	Up To 50	15	Per MT	751.00	416.00
5	HDPE & LDPE	Bags	Up To 50	10	Per MT	450.00	347.00
6	Pure Terapthalic Acid (PTA)	Bags	Up To 50	8	Per MT	208.00	156.00
7	Pure Terapthalic Acid (DTA)	Bags	Up To 50	8	Per MT	416.00	277.00
8	Plastic Moduled Items like Cabinets, Trays, Bins, Racks etc	Carton	Up To 50	12	Per MT	497.00	283.00

West Bengal State Warehousing Corporation							
Commodity-wise Storage Schedule w.e.f. 01.04.25							
Serial No.	Name of the Commodity	Type of Package	Net Weight in kg or No. of Packages	Stack height of Unit	Net Weight	Rate for Type-I SWC Warehouses	Rate for Type-II SWC Warehouses
						Rate/ MT/Month (Rs)	Rate/ MT/Month (Rs)
XX	Glass Products						
1	TV / Computer Monitor/ Picture Tube(Both Colour & B / W)	Pallets			Per MT	180.00	143.00
2	Float Glass Single Stack (Average Area Covering 40 sq ft)	Pallets			Per MT	714.00	508.00
XXI	Miscellaneous Items(Consumable)						
1	Cement	Bags	Up To 50	12	Per MT	116.00	105.00
2	Mica	Case	Up To 50	8	Per MT	180.00	116.00
3	Lead Concentrate	Case	Up To 50	8	Per MT	92.00	69.00
4-(I)	Medicines, All types of Food Supplement in Powder, Liquid, EC.	Case / Carton	Up To 25	8	Up To 3 sq. ft Per Carton	18.00	17.00
4-(II)	Medicines (Powder, Raw Materials)	Case / Carton	Up To 25	8	Up To 3 sq. ft Per Carton	23.00	23.00
4-(III)	Medicines (Granules)	Case / Carton	Up To 25	8	Up To 3 sq. ft Per Carton	29.00	28.00
5	Electronic Kits (CKD / SKD)	Case / Carton	Up To 25	8		76.00	38.00
6	Tractors (Hand Operated) / Power Tillers)	Per Unit				534.00	358.00
7	Heavy Vehicles (6 or more Wheels) at Open Storage	Per Unit				2859.00	2144.00
8	Light Vehicles (4 Wheels or Less)	Per Unit				2483.00	1790.00
9	2 Wheelers	Per Unit				635.00	531.00
10	Sophisticated Instrument / Machines	Per Unit				2287.00	1571.00
11	Light Machines	Per Unit			Up To 1 MT	884.00	635.00
12	Heavy Machines	Per Unit			Above 1 MT	1068.00	635.00


Sandip Sarkar
 General Manager (Storage)
 W. B. State Warehousing Corporation
 11A, Mirza Ghalib Street
 Kolkata-700 087

West Bengal State Warehousing Corporation							
Commodity-wise Storage Schedule w.e.f. 01.04.25							
Serial No.	Name of the Commodity	Type of Package	Net Weight in kg or No. of Packages	Stack height of Unit	Net Weight	Rate for Type-I SWC Warehouses	Rate for Type-II SWC Warehouses
						Rate/ MT/Month (Rs)	Rate/ MT/Month (Rs)
13	Wooden Logs (at Open Storage only)	Per Unit			(Recommended in Open Storage Space Option)	Rate of Open Space of the concerned Godown	
14	Gum Resin	Bags/Cartons	Up To 30	10	Per MT	280.00	203.00
15	Aluminum Foil	Bags / Cartons	Up To 30	10	Per MT	572.00	231.00
16	Crockery	Pallets	Up To 30	10	Per MT	1842.00	1409.00
17	Raw and Hard Asbestos Powder / Fiber	Bags / Cartons	Up To 50	8	Per MT	231.00	179.00
18	Carbon Black	Bags	Up To 50	12	Per MT	9.00	8.00
19	Soft Drinks	Tray / Cartons	Up To 50	10	Per MT	152.00	127.00
20	Pad Locks	Bags / Cartons	Up To 50	12	Per MT	381.00	347.00


 OSD & EO Secretary
 WBSWC


 General Manager (Storage)
 WBSWC