

PROCEEDINGS OF THE 281ST MEETING OF BOARD OF DIRECTORS OF WEST BENGAL STATE WAREHOUSING CORPORATION HELD ON 16TH MARCH, 2022 THROUGH VIDEO CONFERENCE.

At the outset the Managing Director welcomed all the members including the Hon'ble Chairman Mr. Parwez Ahmad Siddiqui, I.A.S. and expressed heartfelt thanks to all for participating in the meeting.

Agenda Item No. 01

To confirm the proceedings of the 280th meeting of the BoD held on 16/02/2022.

The proceedings of the 280th meeting of the Board of Directors which had been circulated to the members were read and confirmed. Mr. P.K. Saw, R.M. CWC, Kolkata mentioned that he has sent a letter to WBSWC to rectify the mismatches in the draft accounts of 2020-21 in connection with the calculation of dividend pursuant to the resolution of the Board in its 280th meeting held on 16/02/2022. After discussion on this issue the MD assured that the matter has already been examined and the accounts will be rectified before audit and same will be intimated to the CWC.


Agenda Item No. 02

To consider and approve the Revised Budget Estimate of WBSWC for F.Y. 2021-22 & Budget Estimate for F.Y. 2022-23.


In response to the query raised by Mr. P.K. Saw, R.M. CWC, Kolkata regarding estimated enhanced income for F.Y. 2022-23, the MD, WBSWC appraised that the enhancement of storage charges income has been projected from 15 nos. of new godowns to be taken over by the Corporation on lease from Food & Supplies Department in the F.Y. 2022-23. Further the Financial Advisor Food & Supplies Department suggested that the provision of CSR in the Budget Estimate should be at least 2% of the PAT as per statutory obligation. The Hon'ble Chairman advised to make provision of CSR in the Budget Estimate of 2022-23 as per the statute. The MD, WBSWC assured that the figure of CSR will be corrected accordingly. However, after threadbare discussion, the Board approved the Revised Budget Estimate of WBSWC for F.Y. 2021-22 & Budget Estimate for F.Y. 2022-23 subject to modification of CSR amount @2% of PAT.

Finally the Chairman expressed his satisfaction over the work of WBSWC.

The meeting ended with vote of thanks to and from the Chair.




(ANURAG SRIVASTAVA)
MANAGING DIRECTOR



(PARWEZ AHMAD SIDDIQUI)
CHAIRMAN

West Bengal State Warehousing Corporation



**REVISED BUDGET ESTIMATES 2021-22
& BUDGET ESTIMATES FOR 2022-23**

**Head Office:11A, Mirza Ghalib Street, Block – B (4th Floor)
Kolkata – 87.**

TABLE OF CONTENTS

1.	Key Performance Indicators	3-5
2.	Statement showing District-wise/Warehouse wise storage Capacity	6
3	Incomes	7
4	Expenditure at Head Office and Warehouses	8-9
5	Budget at Glance	10
6	Proposed civil works(Repair and maintenance)	11
7	Proposed Electrical works(Repair and maintenance and solar Plant)	12
8	List of SWC,RIDF,PEG GFD and private hired Godowns	13-17

ANNUAL BUDGET
REVISED BUDGET ESTIMATES 2021-22
AND
BUDGET ESTIMATES 2022-23

The Annual Budget of West Bengal State Warehousing Corporation is required to be prepared and submitted to both the Shareholders viz. the Government of West Bengal and the Central Warehousing Corporation (A Government of India Undertaking) as per the provisions of the Warehousing Corporation Act, 1962.

KEY PERFORMANCE INDICATORS ARE GIVEN BELOW:

(Rs. in lakhs)

CAPITAL STRUCTURE	Actuals 2020-21	Budget Estimate 2021-22	Revised Estimate 2021-22	Budget Estimate 2022-23
Authorised Share Capital	800.00	800.00	800.00	800.00
Paid up Share Capital	761.40	761.40	761.40	761.40
SHARE CAPITAL CONTRIBUTION				
(a) C. W. C.	380.70	380.70	380.70	380.70
(b) State Government	380.70	380.70	380.70	380.70
TOTAL PAID-UP CAPITAL	761.40	761.40	761.40	761.40
PHYSICAL PERFORMANCE				
1. SWC Warehouses	27	27	25	25
Warehousing Capacity (inlacs MT.)	1.86	1.86	1.85	1.85
Utilisation (inlacs MT.)	1.59	1.59	1.29	1.59
Percentage Utilisation	85%	85%	70%	70%
2. RIDF				
No. of Warehouses	66	73	77	77
Warehousing Capacity (inlacs MT.)	3.32	4.27	4.44	4.44
Utilisation (inlacs MT.)	3.32	4.27	4.44	4.44
Percentage Utilisation	100%	100%	100%	100%

Handwritten signature

Handwritten signature

3. <u>GFD</u>	Actuals 2020-21	Budget Estimate 2021-22	Revised Estimate 2021-22	Budget Estimate 2022-23
No. of Warehouses	3	4	4	4
Warehousing Capacity (inlacs MT.)	1.24	1.29	1.29	1.29
Utilisation (inlacs MT.)	1.24	1.29	1.29	1.29
Percentage Utilisation	100%	100%	100%	100%

4. <u>RKVY</u>				
No. of Warehouses	08	08	08	08
Warehousing Capacity (inlacs MT.)	0.23	0.23	0.29	0.29
Utilisation (inlacs MT.)	0.18	0.23	0.29	0.29
Percentage Utilisation	78%	100%	100%	100%

5. <u>PEG</u>				
No. of Warehouses	05	05	05	05
Warehousing Capacity (inlacs MT.)	0.35	0.35	0.35	0.35
Utilisation (inlacs MT.)	0.28	0.28	0.28	0.28
Percentage Utilisation	80%	80%	80%	80%

6. <u>Private Hired Godown</u>				
No. of Warehouses	31	31	30	25
Warehousing Capacity (inlacs MT.)	0.77	0.77	0.74	0.63
Utilisation (inlacs MT.)	0.77	0.77	0.74	0.63
Percentage Utilisation	100%	100%	100%	100%

Handwritten signature

Handwritten signature

- **CAPITAL STRUCTURE**

The authorized share capital of the Corporation is Rs. 800.00 Lakhs. The Paid-up share Capital of the Corporation is Rs. 761.40 Lakhs.

- **WAREHOUSING CAPACITY**

For the **Financial year 2022-23**, the total storage capacity of **SWC warehouses** would be **1.85** lakh M.T. (approx.) and percentage of utilization has been projected as **70%** i.e. **1.29** lakh M.T.(approx.) the total storage capacity for **RIDF** would be **4.44** lakh M.T. (approx.) for 77 no.s of Godowns and percentage of utilization has been projected as 100%. The total storage capacity for **GFD** would be **1.29** lakh M.T. (approx.) for 04 nos. of Godowns and percentage of utilization has been projected as 100%. The total storage capacity for **RKVY** would be **0.29**lakh M.T. (approx.) for **08** nos. of Godown and percentage of utilization has been projected as 100%. The total storage capacity for **PEG** would be **0.35** lakh M.T. (approx.) for 05 nos. of Godown and percentage of utilization has been projected as 80%. The total storage capacity for Private Hired Godown would be **0.63** lakh M.T. (approx.) for 25nos. of Godown and percentage of utilization has been projected as 100%

- **Income**

For the **Financial year 2022-23** the income from the warehousing charges has been projected to **Rs.12078.37 lakhs** and other income from investments, weighbridge fee Supervision charges on H&T, agency fee etc has been projected to **Rs.1177 lakhs**. So total income of WBSWC is projected to **Rs.13255.37 lakhs**

- **Expenditure**

For the **Financial year 2022-23** the total revenue expenditure at the Head office and all the Godown level has been projected to **Rs.7367.80 lakhs**.

- **PROFITABILITY**

In the **Budget Estimates 2021-22** it was estimated that the profit would be **Rs.4570.47 lakhs**. But in the **Revised Budget Estimate for 2021-22** it has been revised to **Rs.4765.12 lakhs**.

For the **Financial year 2022-23** the profit has been estimated to **Rs.5887.57 lakhs**.



**Statement showing District /Warehouse-wise storage capacity for revised estimate 2021-22
and Budget estimate 2022-23**

[Figures shown in M.T.]

Sl. No.		Name of the Warehouse	District	Total capacity for B.E. 2020-21	Total capacity for R.E. 2020-21	Total capacity for B.E. 2022-23
[1]	[2]	[3]	[4]	[5]	[6]	[7]
1	C O N S T R U C T E D	Alipurduar	Alipurduar	5,000	5,000	5,000
2		Balurghat	Dakshin Dinajpur	4,950	4,950	4,950
3		Bankura	Bankura	5,800	5,800	5,800
4		Cossimbazar	Murshidabad	9,270	9,270	9,270
5		Dinhata	Coochbehar	4,550	4,550	4,550
6		Garbeta	Midnapur (W)	3,700	3,700	3,700
7		Hide Road	Kolkata	7,894	7,894	7,894
8		Jalpaiguri	Jalpaiguri	7,891	7,891	7,891
9		Kaliaganj	Uttar Dinajpur	8,250	8,250	8,250
10		Krishnanagar	Nadia	7,290	7,290	7,290
11		Malda	Malda	8,210	8,210	8,210
12		Memari-I	Burdwan	9,975	9,975	9,975
13		New Jalpaiguri	Jalpaiguri	12,500	12,500	12,500
14		Raiganj	Uttar Dinajpur	8,250	8,250	8,250
15		Ranaghat	Nadia	6,250	6,250	6,250
16		Siliguri	Darjeeling	13,816	13,816	13,816
17		Tarakeswar	Hoogly	13,500	13,500	13,500
		Sub-Total (A) :		1,37,096	1,37,096	1,37,096
18	L O N G T E R M H	Beliaghata	Kolkata	4,900	4,900	4,900
19		Jessore Rd-I	Kolkata	5,235	5,235	5,235
20		Jessore Rd-II	North 24 Parganas	5,000	5,000	5,000
21		Memari-II	Burdwan	3,100	3,100	3,100
22		Paharpur	Kolkata		12,000	12,000
23		Sealdah	Kolkata	10,128	10,128	10,128
25		Taratala-I	Kolkata	5,300	5,300	5,300
27		Tollygung	Kolkata	2,610	2,610	2,610
			Sub-Total (B) :		36,273	48,273
		Total (A+B)		1,73,369	1,85,369	1,85,369
29	RKVY Godowns	Bankura,Dinhata,NJP,Ranaghat,Kaliaganj,Junglekhas, Garhbeta,Tarkeshwar(08 no.s)	14,700	29,450	29,450	
30	RIDF Godowns	Different location (77 no.s)	3,32,000	3,32,000	4,44,000	
31	Govt. Food Depot.(GFD)	Cossipore, Bagrakote Shalimar,Dabgram	1,23,975	1,23,975	1,29,775	
32	Private Hired	Different location(31 no.s for 20-21)	86,855	74,132	62,326	
33	PEG Godowns	Bagnan,Kharagpur,Guskara,Raghunathpur,Amtala	35,000	35,000	35,000	
		Sub-Total (C) :		5,92,530	5,94,557	7,00,551
		Grand Total (A+B+C) :		7,65,899	7,79,926	8,85,920

K. Banerjee

DL

I N C O M E for the Budget of FY 2022-23						(In Rs)	
Sl. No	Storage Income	Actuals	B.E.	R.E.	Budget Estimate	No. of Godown	Capacity
	Godown type	2020-21	2021-22	2021-22	2022-23		
		In Rs	In Rs	In Rs	In Rs	in Nos	in MT
1	2	3	4	5	6	7	8
1	RIDF	58,40,40,000	72,91,08,000	58,40,40,000	83,64,96,000	77	4,44,000
2	SWC Owned	13,60,71,272	15,59,70,000	13,26,52,052	14,00,00,000	25	1,85,589
3	PVT hired	16,07,56,633	14,66,26,068	14,28,55,745	10,30,00,000	25	74,132
4	GFD	6,73,30,701	2,00,00,000	5,99,64,129	6,01,65,000	4	1,29,775
5	PEG	4,36,13,046	3,53,14,200	1,68,03,000	3,93,02,400	5	35,000
6	RKVY	2,64,67,958	4,24,38,936	2,88,74,126	2,88,74,126	8	33,150
7	Total income from storage Charges	1,01,82,79,610	1,12,94,57,204	96,51,89,052	1,20,78,37,526		
8	Income from Weighbridge	1,29,68,738	1,40,00,000	1,50,00,000	1,60,00,000	78 No.s of Weighbridge	
9	Others	2,29,60,957	2,00,00,000	2,50,00,000	3,00,00,000	Agency fee, Tender fee, auction Supervision charges on H&T	
10	Bank Interest on deposits & investment	2,87,27,632	4,23,30,000	5,31,00,000	7,17,00,000		
11	Other Interest		20,00,000				
	Total Other Income	6,46,57,327	7,83,30,000	9,31,00,000	11,77,00,000		
	Total Income of WBSWC	1,08,29,36,937	1,20,77,87,204	1,05,82,89,052	1,32,55,37,526		
		(108.29)cr	(120.77) Cr	(105.82)Cr	(132.55)Cr		




Expenditure at Head Office and warehouses

Group	Code	Ledger	Actual 2020-21	BE 2021-22	RE 2021-22	BE 2022-23
Establishment	411001	Directors Fees & Expenses	13,945	2,00,000	44,974	2,00,000
	412001	Arrear Payment (ROPA)	-	-	19,646	2,00,000
	412002	Bonus & Exgratia	4,80,500	4,50,000	7,07,000	8,00,000
	412003	Establishment Cost (Regular)	5,61,83,991	3,00,00,000	3,13,02,839	3,50,00,000
	412004	Establishment Cost (Contractual)	-	3,00,00,000	2,34,77,737	3,25,00,000
	412005	Establishment Cost (Outsourced)	31,23,503	60,00,000	59,06,101	60,00,000
	413044	Weighbridge Operator	-	1,35,60,696	1,27,73,265	2,00,00,000
	412006	Incentive	22,80,000	20,00,000	20,00,000	20,00,000
	412007	Liveries	38,945	6,00,000	6,795	9,00,000
	412008	Over Time Allowance	2,10,640	10,000	-	-
	412009	Employers Contribution to Staff P.F.	27,22,022	30,00,000	25,86,956	31,00,000
	412010	Gratuity Premium	31,83,371	30,00,000	23,09,734	25,00,000
	412011	Staff Medical Expenses	1,23,519	1,00,000	2,00,000	4,00,000
	412012	Leave Salary Contribution	7,00,607	40,00,000	10,00,000	10,00,000
	413016	Insurance Premium (Medical)	-	6,00,000	6,71,273	8,00,000
					Total	10,54,00,000
Electricity Charges	413001	Electricity Charges	2,51,71,921	2,00,00,000	1,14,66,998	1,50,00,000
	413002	Electricity Charges (F&S Dept.)	-	1,60,00,000	44,63,400	50,00,000
					Total	2,00,00,000
Security services	413034	Security Service (SWC,GFD & Pvt Gdn)	7,60,68,382	8,29,18,355	8,56,60,880	5,00,00,000
	413035	Security Service Charges (RIDF)	-	-	-	7,00,00,000
					Total	12,00,00,000
Other Operating Expense	413003	Advertisement & Publicity	2,49,926	1,00,000	1,69,426	2,00,000
	413004	Annual Day	-	2,00,000	1,10,000	1,50,000
	413005	Audit Fees	1,78,000	2,00,000	2,60,601	3,00,000
	413006	Bank Charges	47,746	50,000	51,088	50,000
	413007	Vehicle Hiring Charges	36,15,160	35,00,000	42,57,892	70,00,000
	413009	Corporate Social Responsibility (CSR)	-	10,00,000	60,20,000	1,18,93,000
	413011	Entertainment & Refreshment	4,19,359	7,00,000	3,60,979	5,00,000
	413013	Examination Expenditure	-	5,00,000	-	10,00,000
	413014	Freight, Octroi, Coolie & Cartage (FOCC)	17,33,686	10,00,000	8,81,376	15,00,000
	413015	Insurance Premium (Godown)	1,48,13,733	1,50,00,000	1,66,48,561	2,00,00,000
	413017	Taxes & GST	1,85,67,658	-	-	-
	413018	Legal Expenses	1,09,23,332	8,00,000	10,88,773	12,00,000
	413047	Repayment of loan	-	-	-	-
	413020	Interest on Loan	-	-	-	-
	413021	Meeting & Training Expenses	36,000	5,00,000	61,513	5,00,000
	413022	Member Subscription (NAWC)	-	30,000	30,000	30,000
	413023	Miscellaneous Expences	11,24,743	-	6,83,925	10,00,000
	413025	Maintenance & Cleaning Consumables	-	-	4,11,780	5,00,000
	413026	Newspaper, Books & Periodicals	64,049	1,00,000	62,705	1,00,000
	413027	Office Furniture, Equipment & Utensils	-	10,00,000	1,00,000	1,00,000
	413028	Petty Conveyance	-	2,50,000	1,71,065	2,50,000
	413029	Postage & Courier	1,14,197	3,00,000	3,24,970	5,00,000
	413030	Consultation & Professional Fees	-	10,00,000	7,78,975	10,00,000
	413033	Guest House Expenses	-	-	-	-
	413036	Software Developmnet Charges	-	12,00,000	-	10,00,000
	413045	Server and Backup	-	2,60,000	2,82,546	1,50,000
	413046	AMC of Biometric Attendance System/WMS	-	2,00,000	-	4,00,000
	413037	Staff Welfare & Sports	-	1,00,000	5,717	-
	413038	Subscription & Donation	-	-	-	-
	413039	T.A. & D.A.	89,991	5,00,000	2,23,321	5,00,000
	413040	Telephone & Internet Charges	6,05,657	7,00,000	15,14,609	15,00,000
	413041	Training Expenses	2,000	-	-	-

Handwritten signature

Handwritten signature

	413042	Corporation Porfession Tax	-	2,500	2,500	2,500
	413043	Expenses Against F & S Deptt.	53,01,246	1,00,00,000	27,17,843	50,00,000
	413008	Vehicle Hiring Charges (F&S Dept.)	-	-	-	-
	413012	Entertainment & Refreshment (F&S Dept.)	-	1,00,000	-	1,00,000
	413019	Legal Expenses (F&S Dept.)	-	50,00,000	20,76,830	50,00,000
	413024	Miscellaneous Expences (F&S Dept.)	-	-	1,24,767	2,00,000
	414001	Printing & Stationary	13,93,621	13,00,000	15,58,417	10,00,000
	414002	Computer Peripherals & Accessories Purchase	6,92,294	2,00,000	3,01,238	2,00,000
	414003	Books, Registers & Articles Printing	7,72,000	5,00,000	8,60,363	10,00,000
			-		Total	6,58,93,202
QC Expense and Dunnage	413010	Dunnage Purchase	27,24,859	60,00,000	47,97,743	70,00,000
	413031	QC Equipments	-	10,00,000	-	1,00,000
	413032	QC Treatment Bills	53,54,452	80,00,000	46,45,645	60,00,000
					Total	1,31,00,000
Depreciation	413047	Depreciation	74,62,177	80,00,000	80,00,000	80,00,000
Repair & Maintenance	416001	Computer Repair & Maintenance	3,87,267		5,67,412	-
	416002	Annual Maintenance Contract (AMC)	8,16,530	4,00,000	4,00,000	1,50,000
	416003	Repair & Maintenance (Civil)	1,72,37,864	11,86,31,192	2,60,31,839	8,20,28,012
	416004	Repair & Maintenance (Elec)	87,24,940	1,96,82,419	52,66,896	76,00,000
	416007	Weighbridge Repair & Maintenance & AMC	8,15,350	40,00,000	26,53,065	50,00,000
			-		Total	9,47,78,012
Rent Rates & Taxes	416001	Municipality / Panchayat Taxes		21,65,000		23,22,295
	416002	Water Taxes		5,000		38,000
	416003	Rent (SWC, PEG and Private Godown)	25,95,79,742		10,06,25,344	9,63,35,047
	416004	Lease Rent (RIDF Godown)			22,35,00,000	21,09,14,097
				Total	30,96,09,439	
	421003	Bad Debt Written Off	-	-	-	-
Total			53,41,48,925	75,07,40,506	58,17,77,677	73,67,80,653

Group	SI No	Particulars	Actual 2020-21	BE 2021-22	RE 2021-22	BE 2022-23
Capital Expenditure	works	Purchase of land	-	20,00,000	-	1,00,00,000
		Const,. Of warehouses	-	5,00,00,000	-	5,00,00,000
		Office Building at salt lake.	-	-	-	-
	others	Furniture & Fixture	31,62,498	20,00,000	5,36,205	15,00,000
		Equipment & Machinery	41,099	15,00,000	2,86,714	10,00,000
		Purchase of Computer	22,36,905	18,00,000	6,84,947	10,00,000
		QC Equipments				71,72,000
		Major Renovation Work(Capital nature)	69,64,205	10,00,000	19,56,986	20,00,000
		A.C. Machine				-
		Electrical Installation including Solar Panel				40,00,000
			1,24,04,706	5,83,00,000	34,64,852	7,66,72,000

K. Praveen

AL

BUDGET AT A GLANCE

(Rs. in Lakhs)

Sl. No.	PARTICULARS	Actuals 2020-21	Budget Estimate 2021-22	Revised Estimate 2021-22	Budget Estimate 2022-23
(I)	Share Capital Authorised Share Capital (At the year ended)	800.00	800.00	800.00	800.00
	Paid up Capital (At the year ended)	761.40	761.40	761.40	761.40
(II)	Income Storage Income Other Income	10,182.79 646.57	11,294.57 783.30	9,651.89 931.00	12,078.37 1,177.00
	Total Turnover	10,829.36	12,077.87	10,582.89	13,255.37
	Total income (A)	10,829.36	12,077.87	10,582.89	13,255.37
	Expenditure				
1	Establishment Cost	690.61	935.23	830.06	1,054.00
2	Rent, Rates & Taxes	2,595.80	3,262.95	3,026.76	3,096.09
3	Repairs & Maintenance	279.82	1,427.13	349.19	947.78
4	Q.C. Expenses & Dunnage	80.79	150.00	94.43	131.00
5	Electricity Charges	251.72	360.00	159.30	200.00
6	Security Services	760.68	829.18	856.61	1200.00
7	Other operating expenses	607.44	462.92	421.42	658.93
8	Depreciation	74.62	80.00	80.00	80.00
(III)	Total Expenditure(B)	5,341.48	7,507.40	5,817.77	7,367.80
	SURPLUS (A- B)	5,487.88	4,570.47	4,765.12	5,887.57

Handwritten signature

Handwritten signature

Proposed Civil works for 2022-23		
Sl No.	Name of the work	Estimated amount in Rs.
2	Construction of Boundary wall (part), renovation of office building and front beautification, reconstruction of ramp of weigh bridge (one side), construction of security rest room, construction of labour toilet block and submersible pump (150 x 75mm) at SWC malda for 2021-22	56,49,783.00
3	Estimate for safety measure for roof re sheeting work at cossimbazar warehouse , Dfist - Murshidabad	3,29,871.00
4	Cost estimate for change of roof sheet & renovation of floor at godown No - 4 of NJP warehouse Godown complex	58,93,706.00
5	Repairing work at Kaliaganj Warehouse (Godown, Road, Boundary Wall, Drain)	2,06,04,652.00
6	Repairing work at Sealdah Warehouse (Old building, One godown roof sheet change)	30,00,000.00
8	Repairing work at Tarakeswar Warehouse (RKVY godown road & drain)	1,00,00,000.00
9	Repairing work at Garbeta Warehouse (Road , Drain)	50,00,000.00
10	Repairing work at Jalpaiguri Warehouse (Boundary wall, earth filling, plinth level work)	60,00,000.00
11	Repairing work at Siliguri Warehouse (4 nos. godown repair)	80,00,000.00
12	Repairing work at Dinhata Warehouse (Drain, labour toilet)	75,00,000.00
13	Repairing work at Falakata Warehouse (Drain)	2,50,000.00
14	Repairing work at Alipurduar Warehouse (Boundary wall fencing, 3no. Godown height raising)	98,00,000.00
	Total	8,20,28,012.00

[Handwritten signature]

[Handwritten signature]

Proposed Electrical Works for 2022-23		
Sl No.	Name of the work	Estimated amount in Rs.
Solar Plant at RIDF Godown Roof		
1	Deganga	5,00,000.00
2	Diamond Harbour	5,00,000.00
3	Uluberia	5,00,000.00
4	Panskura	5,00,000.00
5	Katwa	5,00,000.00
6	Kalna	5,00,000.00
7	Nari	5,00,000.00
8	Gaighata	5,00,000.00
Repair and Renovation of Electrical Installation		
9	GFD Cossipore	12,50,000.00
10	RIDF Basirhat	6,00,000.00
11	RIDF Suri	5,00,000.00
12	RIDF Nanoor	5,00,000.00
13	RIDF Gaighata	5,00,000.00
14	RIDF Khargram	5,00,000.00
15	RIDF Chanchol	4,50,000.00
16	RIDF Bongaon	6,00,000.00
17	RIDF Deganga	5,00,000.00
18	RIDF Rampurhat	5,00,000.00
19	RIDF Dhaniakhali	5,00,000.00
20	SWC Siliguri	5,00,000.00
21	SWC Sealdah	3,00,000.00
22	SWC Jalpaiguri	3,50,000.00
	Total	1,15,50,000.00

Handwritten signature

Handwritten signature

List of SWC Godowns						
Sl No.	District	Godown		Own Warehouses		
				Capacity	Food	Non-food
				(Food+Non-Food)		
1	Alipurduar	1	Alipurduar	5000	3041	1959
2	Bankura	2	Bankura	5800	1250	4550
3	Burdwan	3	Memaril-I	9975	0	9975
		4	Memari II	3100	0	3100
4	Coochbehar	5	Dinhata	4550	4550	0
5	Dakshin Dinajpur	6	Balurghat	4950	0	4950
6	Darjeeling	7	Siliguri	13816	0	13816
7	Jalpaiguri	8	Jalpaiguri	7891	4583	3308
		9	New Jalpaiguri	12500	5000	7500
8	Kolkata	10	Beliaghata	4900	0	4900
		11	Paharpur	12000	0	12000
		12	Sealdah	10128	0	10128
		13	Tollygunge	2610	0	2610
		14	Hide Road	7894	0	7894
		20	Jessore Road-I	5235	0	5235
9	Malda	15	Malda	8210	2880	5330
10	Midnapur (W)	16	Garbeta	3700	0	3700
11	Murshidabad	17	Cossimbazar	9270	0	9270
12	Nadia	18	Krishnanagar	7290	0	7290
		19	Ranaghat	6250	4988	1262
	North 24 Parganas	21	Jessore Road-II	5000	0	5000
14	Hoogly	22	Tarakeswar	13500	0	13500
15	South 24 Parganas	23	Taratata-I	5300	0	5300
16	Uttar Dinajpur	24	Kaliaganj	8250	3300	4950
		25	Raiganj	8250	0	8250
Total				185369	29592	155777

K. K. Chatterjee

[Signature]

List of RIDF Godown.				
Sl No.	District		Godown	Capacity (MT)
1	Alipurduar	1	Falakata	5000
2	Coochbehar	2	Mathabhanga	5000
		3	Shitalkuchi	5000
3	Bankura	4	Bankura Sadar	5000
		5	Patrasayar	5000
		6	Sarenga	5000
		7	Ranibandh	5000
4	Birbhum	8	Rampurhat	5000
		9	Suri	5000
		10	Santhia	5000
		11	Bolpur	5000
		12	Dubrajpur	5000
		13	Nanoor	5000
5	Dakshin Dinajpur	14	Balurghat	5000
		15	Kumarganj	5000
		16	Tapan	5000
6	Hoogly	17	Dhaniakhali	5000
		18	Singur	5000
		19	Balagarh	5000
		20	Jangipara	5000
7	Howrah	21	Uluberia	5000
8	Malda	22	Old Malda	5000
		23	Gazole	5000
		24	Chanchal	5000
		25	Bharatpur	5000
9	Murshidabad	26	Kandi	5000
		27	Hariharpur	5000
		28	Khargram	5000
		29	Lalgola	10000
		30	Nabagram	2000
		31	Krishnanagar	5000
10	Nadia	32	Tehatta	5000
		33	Hanskhali	5000
		34	Habra	5000
11	North 24 Parganas	35	Basirhat	5000
		36	Deganga	5000
		37	Gaighata	5000
		38	Basirhat II	5000
		39	Bangaon	5000
		40	Bagdah	5000
		41	Guskara	5000
12	Purba Bardhaman	42	Memari	5000
		43	Ketugram	5000
		44	Katwa	5000
		45	Bhatar	5000
		46	Nari	5000
		47	Purbasthali	5000

Handwritten signature

Handwritten signature

	Purba Bardhaman	48	Monteswar	5000
		49	Mongolkot	5000
		50	Kalna	5000
		51	Galsi I	5000
		52	Galsi II	5000
		53	Galsi III	5000
		54	Galsi IV	5000
		55	Galsi V	5000
13		Purba Midnapur	56	Panskura
	57		Contai	5000
	58		Saktia	5000
	59		Egra	5000
	60		Haripur	5000
14	Purulia	61	Joypur	5000
15	South 24 Parganas	62	Mathurapur	5000
		63	Bishnupur	5000
		64	Diamond Harbour	5000
16	Uttar Dinajpur	65	Islampur	5000
		66	Itahar	5000
				332000
	Purulia	67	Manbazar	5000
	Murshidabad	68	Raghunathganj	10000
	Paschim Medinipur	69	Salbani	25000
	Jhargram	70	Jhargram	15000
	Birbhum	71	Md Bazar	5000
	Purba Burdwan	72	Bhatar	10000
	Dakshin Dinajpur	73	Tapan II	2000
	Bankura	74	Kotulpur	5000
	Birbhum	75	Nanoor II	5000
	Paschim Medinipur	76	Garhbeta III	5000
	Jalpaiguri	77	Rajganj	25000
				Total
				444000

K. S. Chatterjee

SK

List of PEG Godowns			
Sl No.	District	Godown	Capacity (MT)
1	Howrah	Bagnan	10000
2	Purulia	Raghunathpur	5000
3	Paschim Medinipur	Kharagpur	10000
4	Purba Bardhaman	Guskara	5000
5	South 24 Pargans	Amtala	5000
Total:			35000

List of GFD Godowns			
Sl No.	District	Godown	Capacity (MT)
1	Darjeeling	Bagrakote	17400
2	Howrah	Shalimar	25500
3	Kolkata	Cossipore	71275
4	Jalpaiguri	Dabgram	15600
Total:			129775

List of RKVY Godowns			
Sl No.	District	Godown	Capacity (in M.T.)
1	Bankura	Bankura	4000
2	Coochbehar	Dinhata	2200
3	Jalpaiguri	New Jalpaiguri	7500
4	Nadia	Ranaghat	1000
5	Uttar Dinajpur	Kaliyaganj	1250
6	Hooghly	Tarekeshwar	1000
7	Paschim medinipur	Garhbeta	2500
8	Paschim Medinipur	Jungalkhas	10000
Total:			29450

Handwritten signature

Handwritten signature

District-wise Capacity of Private Hired Godowns				
Sl No.	District		Godown	Capacity (MT)
1	Alipurduar	1	M/S Raghav Agro Products Pvt. Ltd.	7600
2	Birbhum	2	Joy Ma Raksha Kali	4660
3	Cooch Behar	3	Madan Mohan Logistics	1800
		4	Madan Mohan Logistics (<i>through tender</i>)	1405
5	Jalpaiguri	5	Nutan Agarwala & Anamika Agarwala	1358
		6	M/S MD Enterprise	3140
		7	G G Singh	1243
		8	Maa Maynamata Warehousing Pvt.Ltd.,	1481
		9	Kanchanjungha W/H Pvt Ltd	3864
6	Jhargram	10	MB Grains	2600
7	Nadia	11	BENFED	2800
8	Malda	12	Malda Mango Co-Operative Society Ltd.	1896
9	North 24 Parganas	13	Kawkepara – II Hired Godown	2292
		14	Kawkepara – III Hired Godown	2700
10	Purba Midnapur	15	BENFED	2500
11	Purulia	16	Anara Hired Godown(Unit-II)	606
		17	Hura Hired Godown (Unit-II)	1074
		18	Hura Hired Godown (Unit-III)	1275
		19	Sahana Rural Godown	600
		20	Mukesh Kumar Jhunjhunwala	1650
		21	Rajesh Agarwal	880
		22	Anara Hired Godown(Unit-I)	716
		23	Hura Hired Godown (Unit-I)	1052
		24	Sarulia hired Godown (Chamber I & II)	1285
12	S 24 Pgn	25	SSS Warehouse	4077
		26	Shrejal Shaw	4076
		27	Aeindri Agro Food	5975
		28	Biswas Enterprise	1040
		29	Nilufa Yasmin	4487
13	Uttar Dinajpur	30	Buddhadeb Deb (Dayamoy Deb)	4000

74132

Note Total 05 no.s of Private Godowns in Jalpaiguri Dist(11806MT) is likely to be de hired due to take over of newly constructed Rajganj Godown (25000MT)


17

No. 4812 /(22)/Estab/A(I)-I/SWC/20-21;

Dated . 31/ 03 /2022

Copy forwarded for information and necessary action to :-

1. The P.S. to the Secretary, Food & Supplies, Govt. of West Bengal with the request to place it before the Secretary Food & Supplies Department and the Chairman, WBSWC.
2. to 12. All Members of Board of Directors of WBSWC(.....)
13. The Secretary, Central Warehousing Corporation.
14. The Additional Secretary, Department of Food & Supplies, Govt. of W.B.
15. The C.G.M. (Finance), WBSWC.
- 16 to 21. All Section Heads at H.O. WBSWC.
22. Guard File.


31/3/22
Secretary